

# 2024 ENDOSCOPY **PRODUCT CATALOG**

*Partnering with physicians to deliver  
innovative, high-quality devices*

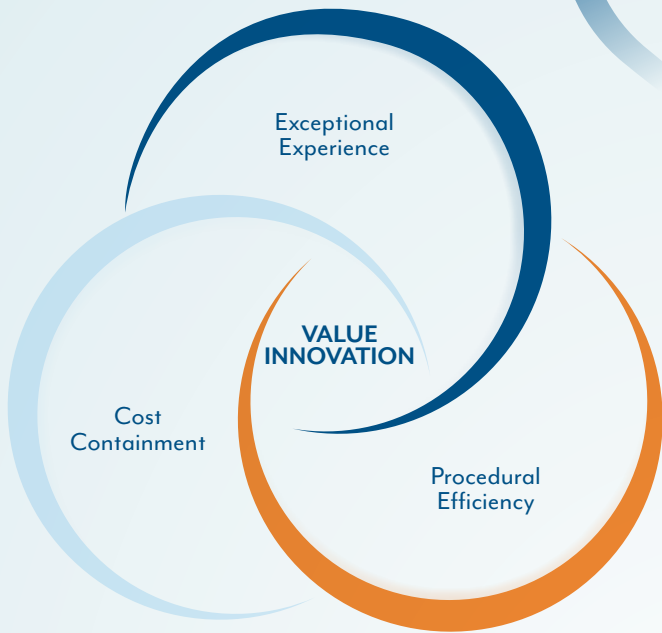


EXCEPTIONAL  
EXPERIENCE

COST  
CONTAINMENT

PROCEDURAL  
EFFICIENCY

VALUE  
INNOVATION



**At Micro-Tech Endoscopy, quality is the cornerstone of everything we do.** We strive to deliver an exceptional experience by combining the highest quality state-of-the-art products with the support you can rely on to provide your patients with the finest care.

**We partner with physicians and industry leaders to discover new ways to increase procedural efficiency.** Our team works to develop and refine devices and services that aim to reduce procedure time, complications, or the need for additional therapies or treatments.

**Here at Micro-Tech, cost containment means operating differently.** We employ world-leading production and logistics technologies, automation, design, and lean practices to take cost out of our operations. We focus our resources on what matters, such as product and technological advancements and our customer's experience. As a result, we have a proven record of delivering value.

### **OUR PROMISE OF AN EXCEPTIONAL EXPERIENCE,**

improved procedural efficiency, and cost containment, all combine to deliver our goal of value innovation. It is our focus and what drives us to innovate and discover more ways to create value that can make a meaningful difference in healthcare delivery and economics for everyone.

**Micro-Tech Endoscopy's mission is to create quality, cutting-edge products, and services that help improve patient outcomes. We are committed to providing an exceptional experience and keeping costs low.**

# TABLE OF CONTENTS

BILIARY.....	4
BIOPSY .....	8
DILATION .....	13
EUS NEEDLES .....	19
HEMOSTASIS.....	23
INFECTION PREVENTION.....	31
NITINOL STENTS .....	37
EMR-ESD .....	42
POLYPECTOMY- RETRIEVAL.....	53
PRODUCT REFERENCE CHART .....	62
TERMS AND POLICIES .....	67

## HOW TO ORDER

---



### CALL

877.552.4027  
Monday – Friday  
8:30 AM – 6:00 PM EST



### EMAIL

[info@mtendoscopy.com](mailto:info@mtendoscopy.com)



### FAX

734.272.4160



### MAIL

Micro-Tech Endoscopy USA  
2855 Boardwalk Drive  
Ann Arbor, MI 48104

# BILIARY

---

GUIDEWIRES

PRELOADED SPHINCTEROTOMES

SPHINCTEROTOMES

STONE RETRIEVAL BALLOONS

## ACCELERATED ACCESS HYDRO-SLIDE GUIDEWIRE



A reliable guidewire is the core of a successful procedure. The Hydro-Slide Guidewire provides the stiffness, visibility, and atraumatic tip needed to bridge strictures in the GI tract.

The PTFE jacket, Hydrophilic coating, and Nitinol core provide improved pushability, while the soft tungsten-loaded tip allows for high visibility under fluoroscopy. The yellow and blue striped jacket is an easy-to-see indicator when advancing the guidewire under direct visualization.

- Straight and angled tips
- 260 cm and 450 cm working lengths
- Individually packaged, 2 per box

### HYDRO-SLIDE .025" GUIDEWIRE STERILE X-RAY

Order Number	Description	Working OD (in)	Working Length (cm)	Package Units
GW10011	Hydro-Slide Guidewire Straight	.025	260	2/Box
GW10021	Hydro-Slide Guidewire Angled	.025	260	2/Box
GW10031	Hydro-Slide Guidewire Straight	.025	450	2/Box*
GW10041	Hydro-Slide Guidewire Angled	.025	450	2/Box*

### HYDRO-SLIDE .035" GUIDEWIRE STERILE X-RAY

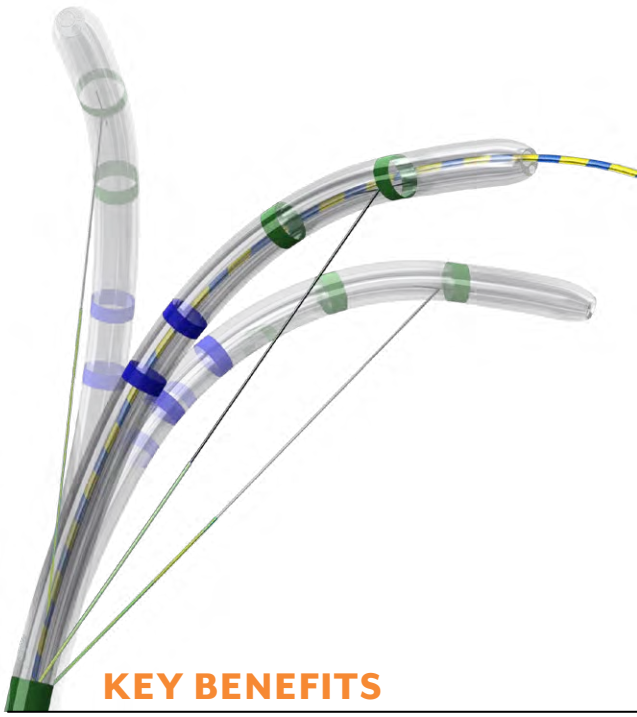
Order Number	Description	Working OD (in)	Working Length (cm)	Package Units
GW10051	Hydro-Slide Guidewire Straight	.035	260	2/Box
GW10071	Hydro-Slide Guidewire Angled	.035	260	2/Box
GW10091	Hydro-Slide Guidewire Straight	.035	450	2/Box*
GW10111	Hydro-Slide Guidewire Angled	.035	450	2/Box*

### HYDRO-SLIDE .035" STIFF GUIDEWIRE STERILE X-RAY

Order Number	Description	Working OD (in)	Working Length (cm)	Package Units
GW10061	Hydro-Slide Guidewire Stiff Straight	.035	260	2/Box
GW10081	Hydro-Slide Guidewire Stiff Angled	.035	260	2/Box
GW10101	Hydro-Slide Guidewire Stiff Straight	.035	450	2/Box*
GW10121	Hydro-Slide Guidewire Stiff Angled	.035	450	2/Box*

\*Non-Stock Item

# PRECISE CANNULATION SPHINCTEROTOME



The Micro-Tech sphincterotome features a patent-pending<sup>1</sup> opening mechanism to facilitate both short-wire and long-wire procedures with one device. The rotatable design and locking mechanism provide maximum control during cannulation and sphincterotomy.

## KEY BENEFITS

### FLEXIBILITY

Compatible with wires up to .035", the rotatable tip can be actuated to ensure proper cannulation and sphincterotomy positioning.

### CONTROL

The c-channel catheter allows for a splitting movement to separate wire from catheter for physician-guided cannulation.

### ATRAUMATIC TIP

The tapered atraumatic tip helps to ease insertion and tracking.

## SHOW PRELOADED SPHINCTEROTOMES STERILE EO ⓧ


Order Number	Tip Length (mm)	Cutting Wire Insulation	Cutting Wire (mm)	Preloaded Wire Length (cm)	Working Length (cm)	Package Units
SS75041	5	Insulated	20	260	200	1/Box
SS75061	5	Insulated	20	450	200	1/Box
SS75101	5	Insulated	25	260	200	1/Box
SS75121	5	Insulated	25	450	200	1/Box*
SS75161	5	Insulated	30	260	200	1/Box
SS75181	5	Insulated	30	450	200	1/Box*

Preloaded with 0.035" Hydro-Slide Straight Tip Guidewire.

## SHOW SPHINCTEROTOMES STERILE EO ⓧ

Order Number	Tip Length (mm)	Cutting Wire Insulation	Cutting Wire (mm)	Working Length (cm)	Package Units
SS75011	5	None	20	200	1/Box*
SS75021	5	Insulated	20	200	1/Box
SS75071	5	None	25	200	1/Box*
SS75081	5	Insulated	25	200	1/Box
SS75131	5	None	30	200	1/Box*
SS75141	5	Insulated	30	200	1/Box

\*Non-Stock Item  
<sup>1</sup>US patent pending



# MAXIMUM FLEXIBILITY BILIARY STONE RETRIEVAL BALLOON

Micro-Tech's stone extraction balloon is comprised of a high-grade latex for reliability during endoscopic bile stone extraction. The 3-stage balloons come in above and below injection options to meet a wide range of clinical needs. The catheter features a 3-lumen design for insufflation, guidewire access, and contrast injection.

## KEY BENEFITS

### PROCEDURAL FLEXIBILITY

3-stage balloons are sized in 3 mm increments between 9 and 21 mm.

### INSERTION AND TRACKING

The tapered atraumatic tip helps to ease insertion and improve tracking along the wire into biliary anatomy.

### COMPATIBILITY

The balloon catheter is compatible with guidewires up to .035".

## SHOW STONE RETRIEVAL BALLOONS STERILE EO ☒ LATEX

Order Number	Catheter Diameter (Fr)	Balloon Stages	Injection Port Location	Working Length (cm)	Package Units
SB75921	7	9/12/15 mm	Above (distal to balloon)	200	1/Box
SB75931	7	12/15/18 mm	Above (distal to balloon)	200	1/Box
SB75941	7	15/18/21 mm	Above (distal to balloon)	200	1/Box
SB76131	7	9/12/15 mm	Below (proximal to balloon)	200	1/Box*
SB76141	7	12/15/18 mm	Below (proximal to balloon)	200	1/Box*
SB76151	7	15/18/21 mm	Below (proximal to balloon)	200	1/Box*

\*Non-Stock Item

# BIOPSY

---

RITEBITE BIOPSY FORCEPS

BIOPSY FORCEPS

GI CYTOLOGY BRUSHES

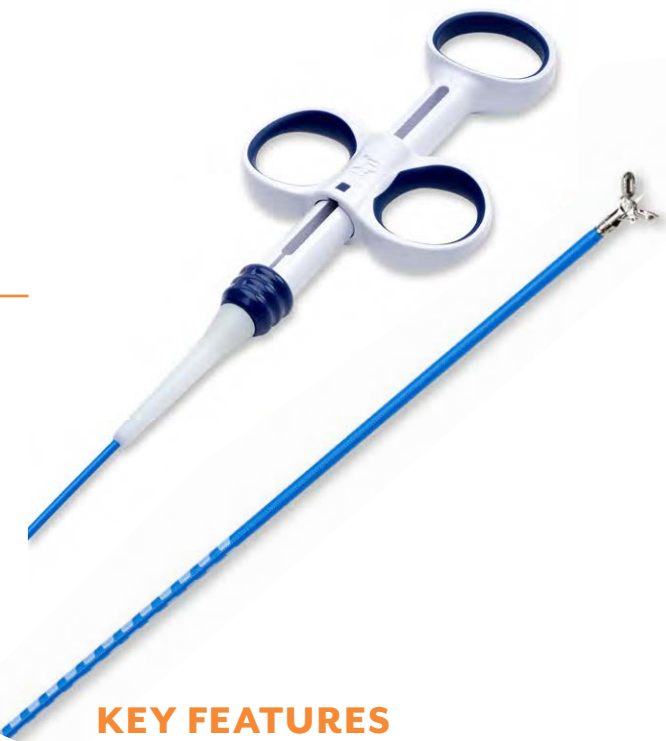
MULTICROC





RiteBite™

# TWIN-WIRE BIOPSY FORCEPS



Twin-wire mechanism and precision stamping technology for assured tissue sampling.

- Pivoting jaws to aid in sampling where space may be limited
- Elongated jaw for greater tissue retention
- With-needle option for multiple bites in a single pass
- Entry-exit indicator markings on sheath
- Flexible and pushable smooth catheter

## KEY FEATURES

### TWIN-WIRE DESIGN

The twin-wire design allows the forcep head to rotate radially while providing suitable closure force to the jaws, which may improve sampling ability and complete jaw closure.

### ERGONOMIC HANDLE

3-ring comfort with cushioned lining and short throw provides improved grip and accommodates smaller hands.

### SUITABLE SAMPLE SIZE

The high-yield family of forceps from Micro-Tech helps the physician to achieve a suitable amount of tissue for accurate and thorough diagnosis. The large capacity, jumbo and jumbo max forceps are designed to provide optimal bite along with spike options for multiple bites in a single pass.

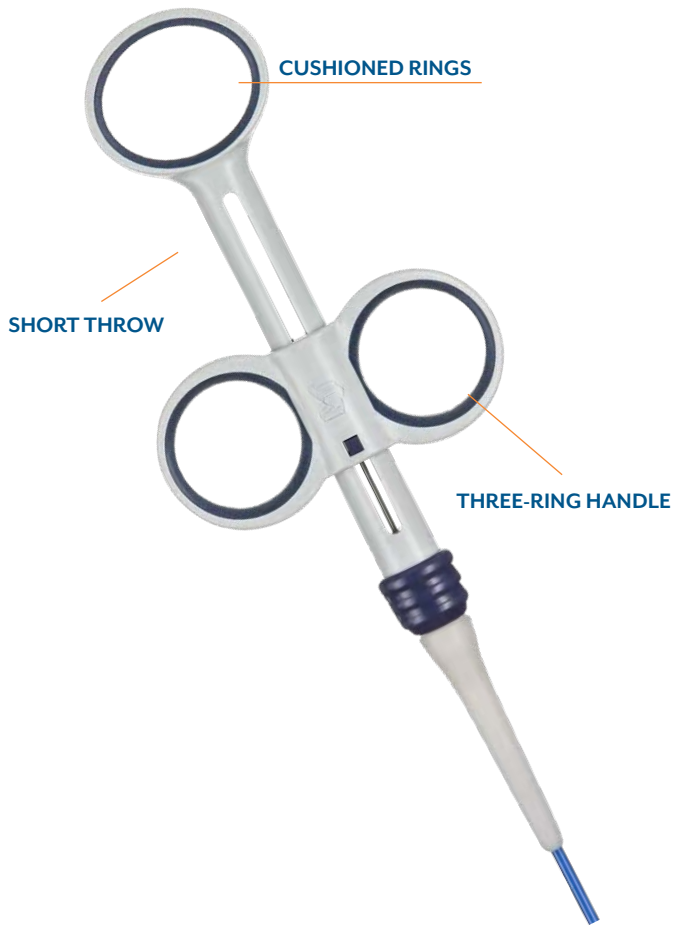


## RITEBITE BIOPSY FORCEPS STERILE

Order Number	Description	Jaw Style	Sheath Color*	Working Length (cm)	Jaw O.D. (mm)	Package Units
BF40286	Large Capacity Forceps	Alligator	Blue	230	2.4	50/Box
BF40306	Large Capacity Forceps with Spike	Alligator	Blue	230	2.4	50/Box
BF40461	Jumbo Biopsy Forceps	Serrated	Blue	230	2.8	10/Box
BF40451	Jumbo Biopsy Forceps with Spike	Serrated	Blue	230	2.8	10/Box
BF40501	Jumbo Max Forceps	Serrated	Blue	230	3.3	10/Box
BF40491	Jumbo Max Forceps with Spike	Serrated	Blue	230	3.3	10/Box

\*Subject to change

# BIOPSY FORCEPS



With our wide selection of cost-effective disposable biopsy forceps, you are perfectly equipped for every procedure.

Available jaw diameters of 1.8 mm, and 2.3 mm are offered in Oval, Serrated, Alligator jaws, with or without a spike.

- Available lengths of 160 cm and 230 cm
- All forceps feature entry and exit indicator markings



## BIOPSY FORCEP FOR 2.0 MM SCOPE CHANNELS STERILE

Order Number	Description	Jaw Style	Sheath Color	Working Length (cm)	Jaw O.D.	Package Units
BF40021	Mini Forceps	Oval	Yellow	160	1.8	10/Box
BF40051	Mini Forceps with Spike	Oval	Yellow	160	1.8	10/Box
BF40141	Mini Forceps	Alligator	Yellow	160	1.8	10/Box
BF40401	Mini Forceps with Spike	Alligator	Yellow	160	1.8	10/Box

**BIOPSY FORCEP FOR 2.8 MM SCOPE CHANNELS** STERILE

Order Number	Description	Jaw Style	Sheath Color	Working Length (cm)	Jaw O.D.	Package Units
BF40091	Standard Biopsy Forceps	Oval	Blue	230	2.3	10/Box
BF40121	Standard Biopsy Forceps with Spike	Oval	Blue	230	2.3	10/Box
BF40096	Standard Biopsy Forceps	Oval	Blue	230	2.3	50/Box
BF40126	Standard Biopsy Forceps with Spike	Oval	Blue	230	2.3	50/Box
BF40201	Standard Biopsy Forceps	Alligator	Blue	230	2.3	10/Box
BF40231	Standard Biopsy Forceps with Spike	Alligator	Blue	230	2.3	10/Box
BF40206	Standard Biopsy Forceps	Alligator	Blue	230	2.3	50/Box
BF40236	Standard Biopsy Forceps with Spike	Alligator	Blue	230	2.3	50/Box
BF40561	Standard Biopsy Forceps	Alligator Plus	Blue	230	2.3	10/Box
BF40541	Standard Biopsy Forceps with Spike	Alligator Plus	Blue	230	2.3	10/Box
BF40566	Standard Biopsy Forceps	Alligator Plus	Blue	230	2.3	50/Box
BF40546	Standard Biopsy Forceps with Spike	Alligator Plus	Blue	230	2.3	50/Box
BF40441	Standard Biopsy Forceps	Serrated	Blue	230	2.3	10/Box
BF40421	Standard Biopsy Forceps with Spike	Serrated	Blue	230	2.3	10/Box
BF40446	Standard Biopsy Forceps	Serrated	Blue	230	2.3	50/Box
BF40426	Standard Biopsy Forceps with Spike	Serrated	Blue	230	2.3	50/Box

**BIOPSY FORCEP HOT** STERILE

Order Number	Description	Jaw Style	Sheath Color	Working Length (cm)	Jaw O.D.	Package Units
HF48521	Hot Biopsy Forceps Lower	Oval	Red	230	2.3	10/Box
HF48541	Hot Biopsy Forceps Lower	Serrated	Red	230	2.3	10/Box



# GI CYTOLOGY BRUSHES

Stiff brushes for reliable tissue sampling

**CYTOLOGY BRUSH** STERILE

Order Number	Description	Brush O.D. (mm)	Catheter O.D. (mm)	Working Length (cm)	Minimum Channel Size (mm)	Package Units
CY49021	Cytology Brush	2.0	2.3	180	2.8	20/Box
CY49051	Cytology Brush	3.0	2.3	240	2.8	20/Box

## MULTI-SAMPLING BIOPSY ADVANTAGE **MULTICROC**



MultiCROC® Single Use Biopsy Forceps are engineered & manufactured to collect five biopsy samples of the upper or lower digestive tract in one pass through the channel of the endoscope.

The devices are supplied sterile and are intended for single use only.

Consider the following features and benefits of the MultiCROC and discover why it is the finest multi-sampling biopsy forceps available.

- Shorter procedure time
- Improved productivity
- Cost reduction

### KEY FEATURES

#### FIVE SAMPLES IN ONE PASS THROUGH THE ENDOSCOPE

Reduced procedure time benefits the patient and the provider. Quick and accurate reach of the biopsy sites assures better diagnostics.

#### ALLIGATOR STYLE 2.4 MM DIAMETER JAWS

Excellent tissue sampling for accurate histopathological diagnosis. Minimum channel size of 2.8 mm.

#### PATENTED DESIGN WITH LARGE BITING FORCE

Superior tissue quality with well-defined borders and minimal crush artifact.

#### UNIQUE GEOMETRY OF THE JAWS

Easy transfer of specimens to fixative.

### MULTICROC STERILE

Order Number	Description	Package Units
MC924A-10	MultiCROC Biopsy Forceps, 230 cm, Multibite, 2.4 mm o.d	10/Box

# DILATION

---

MULTI-STAGE DILATION BALLOONS

ABC 3-STEP INFLATION BALLOONS


INFLATION DEVICE

DILATION ACCESSORIES

# STRENGTH AND CONTROL MULTI-STAGE DILATION BALLOONS

Choose strength and control when dilating strictures with a dilation balloon.

EXPANDS TO  
3 DISTINCT SIZES



RADIOPAQUE BANDS

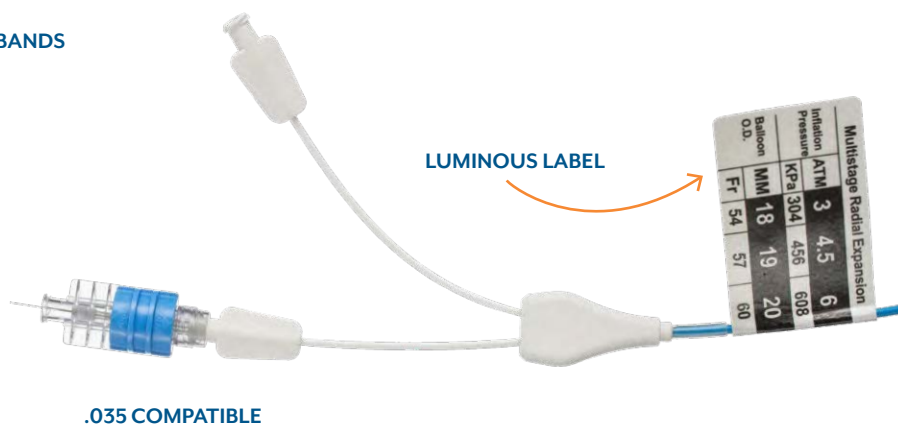
ROUNDED SHOULDERS

Reliant® and Rapide® Multi-Stage balloons feature a premium clear Pebax® balloon with rounded shoulders for balloon endoscopy.

Multi-stage balloons allow for inflation to 3 distinct sizes to allow multi-step dilation in one balloon, providing controlled dilation and eliminating the need for multiple balloons in a procedure.

Fixed wire esophageal balloons offer fast, reliable performance.

Preloaded .035 wire-guided balloons assist placement in tortuous or altered anatomy.



LUMINOUS LABEL

.035 COMPATIBLE

Multistage Radial Expansion					
Balloon O.D.	Inflation Pressure (KPa)	ATM	3	4.5	6
Fr	MM	18	19	20	
54	57	60			

## KEY BENEFITS

### CHOICE OF MATERIAL

The high-quality Pebax material produces a balloon with the features and performance your providers demand. Accurate three-size radial expansion, rounded shoulders, clear visibility and strength with control.

### VISIBILITY UNDER FLUOROSCOPY

All wire-guided balloons feature two radiopaque markers at the balloon shoulder, allowing for accurate placement across the stricture. The dedicated inflation port permits the introduction of contrast to further enhance visibility if desired.

### TAPERED TIP

The rounded tip aids in the smooth passage of the balloon across the stricture. The wire-guided balloon is provided with a pre-loaded .035 guidewire that has a soft, flexible tip to assist in placement in tortuous or altered anatomy.


**WIRE-GUIDED ESOPHAGEAL, PYLORIC, COLONIC MULTI-STAGE BALLOONS** STERILE 

Order Number	Description	Balloon Diameter (mm)	Balloon Length (cm)	Working Length (cm)	Minimum Channel Size (mm)	Package Units
MB23031	Reliant Multi-Stage Dilatation Balloon	6-7-8	5.5	230	2.8	1/Box
MB23071	Reliant Multi-Stage Dilatation Balloon	8-9-10	5.5	230	2.8	1/Box
MB23111	Reliant Multi-Stage Dilatation Balloon	10-11-12	5.5	230	2.8	1/Box
MB23151	Reliant Multi-Stage Dilatation Balloon	12-13.5-15	5.5	230	2.8	1/Box
MB23191	Reliant Multi-Stage Dilatation Balloon	15-16.5-18	5.5	230	2.8	1/Box
MB23221	Reliant Multi-Stage Dilatation Balloon	18-19-20	5.5	230	2.8	1/Box

**FIXED WIRE ESOPHAGEAL MULTI-STAGE BALLOONS** STERILE 

Order Number	Description	Balloon Diameter (mm)	Balloon Length (cm)	Working Length (cm)	Minimum Channel Size (mm)	Package Units
FW24015	Rapide Esophageal Dilatation Balloon	6-7-8	8	180	2.8	2/Box
FW24025	Rapide Esophageal Dilatation Balloon	8-9-10	8	180	2.8	2/Box
FW24035	Rapide Esophageal Dilatation Balloon	10-11-12	8	180	2.8	2/Box
FW24045	Rapide Esophageal Dilatation Balloon	12-13.5-15	8	180	2.8	2/Box
FW24055	Rapide Esophageal Dilatation Balloon	15-16.5-18	8	180	2.8	2/Box
FW24065	Rapide Esophageal Dilatation Balloon	18-19-20	8	180	2.8	2/Box

# ABC 3-STEP INFLATION BALLOONS



For a simple, affordable solution to balloon dilation, choose the ABC™ Dilation Balloon. Manufactured from a high-quality non-compliant nylon material, the ABC Balloon offers the radial strength required to accurately and consistently dilate strictures.

The balloon can be inflated in 3 steps to provide gradual dilation of the stricture with a single balloon. It offers an economical solution versus typical radial expansion balloons.

The balloon is available as a flexible fixed wire esophageal 8 cm balloon or a fixed wire esophageal, pyloric and colonic 5.5 cm balloon, both featuring rapid inflation/deflation performance.



## KEY BENEFITS

### CHOICE OF MATERIAL

The durable nylon material delivers strength with accurate sizing. The non-compliant material provides the radial force required for consistent dilatation. Inflated in 3 steps, the ABC balloon provides an affordable alternative to radial expanding balloons.

### ROUNDED PROXIMAL SHOULDER

The combination of a rounded proximal shoulder and high-quality transparent nylon material facilitates visualization of the stricture during dilation.

### BALLOON LENGTH

Choose from a balloon length of 5.5 cm, which can be used as a universal device to dilate esophageal, pyloric or colonic strictures, or an 8 cm balloon depending on clinical need.



**ABC ESOPHAGEAL, PYLORIC, COLONIC DILATION BALLOON** STERILE

Order Number	Description	Balloon Diameter (mm)	Balloon Length (cm)	Working Length (cm)	Minimum Channel Size (mm)	Package Units
FW24165	ABC Dilation Balloon	6	5.5	230	2.8	2/Box
FW24175	ABC Dilation Balloon	8	5.5	230	2.8	2/Box
FW24185	ABC Dilation Balloon	10	5.5	230	2.8	2/Box
FW24195	ABC Dilation Balloon	12	5.5	230	2.8	2/Box
FW24205	ABC Dilation Balloon	15	5.5	230	2.8	2/Box
FW24215	ABC Dilation Balloon	18	5.5	230	2.8	2/Box
FW24225	ABC Dilation Balloon	20	5.5	230	2.8	2/Box


**ABC ESOPHAGEAL DILATION BALLOON** STERILE

Order Number	Description	Balloon Diameter (mm)	Balloon Length (cm)	Working Length (cm)	Minimum Channel Size (mm)	Package Units
FW24075	ABC Esophageal Dilation Balloon	6	8	180	2.8	2/Box
FW24085	ABC Esophageal Dilation Balloon	8	8	180	2.8	2/Box
FW24095	ABC Esophageal Dilation Balloon	10	8	180	2.8	2/Box
FW24105	ABC Esophageal Dilation Balloon	12	8	180	2.8	2/Box
FW24125	ABC Esophageal Dilation Balloon	15	8	180	2.8	2/Box
FW24145	ABC Esophageal Dilation Balloon	18	8	180	2.8	2/Box
FW24155	ABC Esophageal Dilation Balloon	20	8	180	2.8	2/Box


**SIMPLE SOLUTION BALLOON INFLATION DEVICE**
**INFLATION DEVICE** STERILE

Order Number	Description	Package Units
DB25011	Micro-Tech Balloon Inflation Device 60 ml with Lock	1/Box
DB25012	Micro-Tech Balloon Inflation Device 60 ml with Lock	5/Case

# FREEDOM FROM REPROCESSING SINGLE-USE GUIDEWIRE



Repeated use and reprocessing of reusable guidewires and cleaning brushes can result in worn, frayed, bent or otherwise damaged devices.

The use of disposable guidewires and disposable cleaning brushes can reduce the risk of device damage as well as the potential cross-contamination from using reprocessed accessories with reusable polyvinyl dilator systems.

The Single-Use Marked Spring Tip Guidewire and Dilator Cleaning Brush are for use with American and Savary dilators.

## MARKED SPRING TIP GUIDEWIRE STERILE

Order Number	Description	Length (cm)	Package Units
DG25111	Single-Use Marked Spring Tip Guide Wire for Esophageal Dilators	210	10/Box



## DILATOR CLEANING BRUSH

Order Number	Description	Package Units
CB62411	Dilator Cleaning Brush, 3 mm for reusable American and Savary Dilators	10/Box

# EUS NEEDLES

---

AREUS FNA NEEDLE  
TRIDENT FNB NEEDLE

# DEPENDABLE & PRECISE ENDOSCOPIC ULTRASOUND NEEDLES

Whether requiring an EUS solution for diagnostic and therapeutic intervention or for histological sampling, Micro-Tech Endoscopy provides high-quality, affordable clinical options to help with consistent sampling and accurate diagnosis from EUS tissue acquisition.

### **Adapt Nitinol Needles**

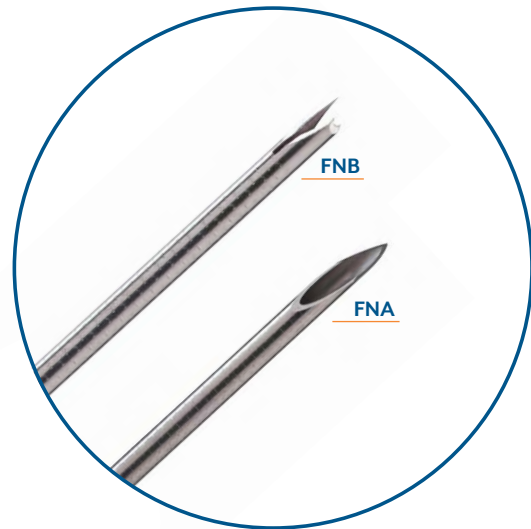
In addition to the traditional line of cobalt chromium EUS needles, Micro-Tech now offers the Nitinol constructed Adapt needles. Nitinol provides enhanced maneuverability in tortuous scope positions and maintains its shape for multiple passes. The Trident FNB and Areus FNA designs are available in both materials.

### **Areus™ Fine Needle Aspiration**

The Areus features an elongated dual-edged bevel tip to aid in precise penetration into the target area, delivering a consistent yield for cytology.

### **Trident™ Fine Needle Biopsy**

The Trident has a unique tri-tip core needle design for maximized yield and enables consistent histological tissue acquisition.



## KEY BENEFITS




### STYLET ETCHING

Engraving on stylet provides tactile feedback when the stylet is close to exiting the needle shaft. This indicator may help prevent the stylet from releasing unexpectedly, resulting in contamination or spray.

### NEEDLE ECHOGENICITY

It is always important to maintain tip visibility for accurate guidance within the target area. The needle surface features a laser-etched V pattern that provides good visibility under ultrasound.



### RAPID SHEATH AND NEEDLE ADJUSTORS

The push button adjusters on Micro-Tech EUS needles offer quick and secure changes in needle depth and sheath length. The ergonomic handle design with smooth slide action provides precise one-handed control.

### COBALT-CHROMIUM (COCR)

The Trident and Areus EUS needles are made of CoCr alloy which maintains its shape and sharpness while providing durability, flexibility and reliable target accessibility.



### STYLET MANAGEMENT CAP

Integrated stylet cap that holds looped stylet securely, so it is easier to manage.

### ADAPT NITINOL NEEDLES

Nitinol is a memory metal which returns to its original shape. Our new line of Adapt needles leverages this technology to allow greater flexibility in tortuous anatomy.

## AREUS ENDOSCOPIC ULTRASOUND FINE NEEDLE ASPIRATION STERILE

Order Number	Description	Needle Size	Sheath Diameter (mm)	Minimum Channel Size (mm)	Package Units
ES34621	Areus FNA Needle CoCr	25ga	1.8	2.8	Each
ES34601	Areus FNA Needle CoCr	22ga	1.8	2.8	Each
ES34641	Areus Adapt FNA Needle Nitinol	22ga	1.8	2.8	Each
ES34631	Areus Adapt FNA Needle Nitinol	19ga	1.8	2.8	Each

## TRIDENT ENDOSCOPIC ULTRASOUND FINE NEEDLE BIOPSY STERILE

Order Number	Description	Needle Size	Sheath Diameter (mm)	Minimum Channel Size (mm)	Package Units
ES34611	Trident FNB Needle CoCr	25ga	1.8	2.8	Each
ES34591	Trident FNB Needle CoCr	22ga	1.8	2.8	Each
ES34671	Trident Adapt FNB Needle Nitinol	22ga	1.8	2.8	Each
ES34661	Trident Adapt FNB Needle Nitinol	19ga	1.8	2.8	Each

- Working Length: 137.5 cm to 141.5 cm, adjustable
- Needle Length: 0 to 8 cm, adjustable
- Includes Vacuum Lock 20 cc syringe and one-way stopcock



# HEMOSTASIS

---

LOCKADO HEMOSTASIS CLIP

SURECLIP HEMOSTASIS CLIP

RITECLIP HEMOSTASIS CLIP

PINPOINT SUBMUCOSAL NEEDLE

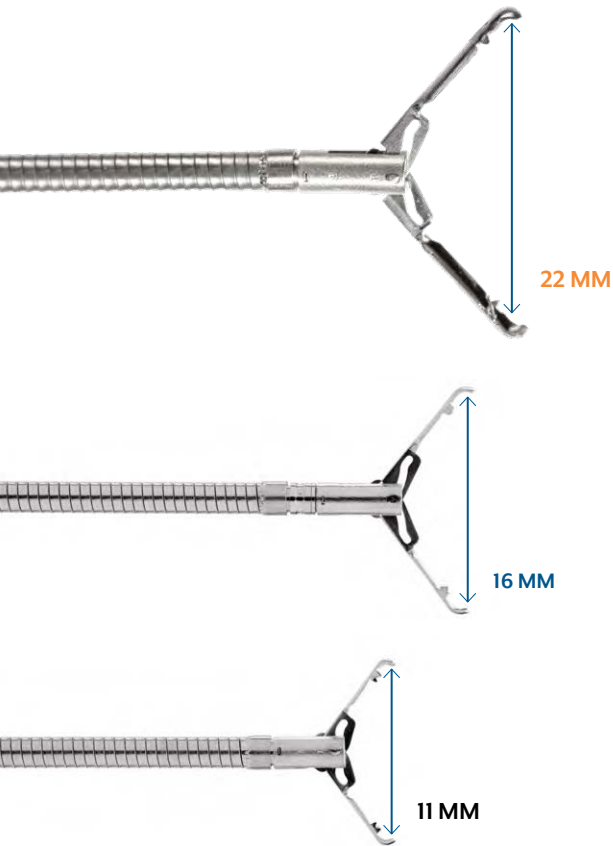
22-25G INJECTION NEEDLES

ENDOSCOPIC

MULTI-BAND LIGATORS

IN-SIGHT HEMORRHOID BANDER


# LOCK ONTO TISSUE LOCKADO HEMOSTASIS CLIP



Hemostasis clips need to provide accuracy, reliability and precise functionality. Lockado® allows unrestricted opening and closing so it can be repositioned until the desired position is achieved.

With two sets of opposing atraumatic teeth in the arms of the clip, Lockado delivers a reliable and secure grip for consistent performance. Driven by Micro-Tech Endoscopy's proven clip delivery system, the Lockado clip provides exceptional reliability and tissue management.

- Jaw style works for multiple clinical applications
- Can be used with side-viewing endoscope
- Shorter stem makes the clip less obtrusive
- Variety of sizes: 11 mm, 16 mm and MAX 22 mm arm opening widths
- Indicated for anchoring jejunal feeding tubes



## KEY BENEFITS

### ATRAUMATIC TEETH

Projections on the clip arms help grip tissue and lock it into place.

### RIBBED CATHETER

The lubricious ribbed catheter surrounds a torque wire that provides 1:1 response and 360° rotation without inadvertent clip deployment or helicoptering.

### ROTATION GRIP

Secure grip allows for 360° bidirectional controlled rotation and placement of clip on targeted tissue.



**LOCKADO HEMOSTASIS CLIP** STERILE


Order Number	Opening Width (mm)	Sheath Diameter (mm)	Working Length (cm)	Minimum Channel Size (mm)	Packing Units
LO30841	11	2.6	165	2.8	10/Box
LO30861	11	2.6	235	2.8	10/Box
LO30865	11	2.6	235	2.8	2/Box

**LOCKADO PLUS HEMOSTASIS CLIP** STERILE



Order Number	Opening Width (mm)	Sheath Diameter (mm)	Working Length (cm)	Minimum Channel Size (mm)	Packing Units
LO30871	16	2.6	165	2.8	10/Box
LO30891	16	2.6	235	2.8	10/Box
LO30895	16	2.6	235	2.8	2/Box

**LOCKADO MAX HEMOSTASIS CLIP\*** STERILE


Order Number	Opening Width (mm)	Sheath Diameter (mm)	Working Length (cm)	Minimum Channel Size (mm)	Packing Units
LO35021	22	2.6	165	2.8	10/Box
LO35041	22	2.6	235	2.8	10/Box
LO35045	22	2.6	235	2.8	2/Box


# SURECLIP<sup>MINI</sup>

Lowest jaw profile for unobstructed view during placement

**SURECLIP<sup>MINI</sup> LOWEST PROFILE** STERILE


Order Number	Opening Width (mm)	Sheath Diameter (mm)	Working Length (cm)	Minimum Channel Size (mm)	Package Units
RC30411	8	Max 2.6	235	2.8	10/Box
RC30415	8	Max 2.6	235	2.8	2/Box

CLIP WITH CONFIDENCE  
**SURECLIP**



Clips need to be reliable. They need to be accurate. They need to allow you the flexibility to reposition or rotate as much as is required to deliver better outcomes.

Accurate positioning prior to deployment can reduce both procedure time and the number of clips needed to achieve hemostasis. SureClip® achieves this by design delivering outstanding repositionability and reliable rotation prior to deployment, in various scope positions. SureClip's short stem aids placement in narrow lumen and improves visibility.

The proprietary clip design provides reliable deployment, may improve retention, and offers a choice of jaw sizes.

**KEY BENEFITS**

**REPOSITIONING**

SureClip's unique design permits opening and closing the jaw prior to deployment. Being able to reposition a clip may help improve placement accuracy. Fenestrations on the SureClip accommodate tissue and may enhance retention.

**RELIABLE ROTATION**

SureClip can be rotated, helping to provide the correct orientation for tissue approximation or defect closure. The rotation handle on the SureClip improves performance and enhances the user experience.

**SHORT STEM**

A shorter stem makes the clip less obtrusive, improving visualization of the target area, particularly when multiple clips are placed in close proximity.

**SURECLIP SHORTEST STEM** STERILE

Order Number	Opening Width (mm)	Sheath Diameter (mm)	Working Length (cm)	Minimum Channel Size (mm)	Package Units
RC30445	11	2.6	235	2.8	2/Box
RC30441	11	2.6	235	2.8	10/Box

**SURECLIP<sup>PLUS</sup> GREATEST CLOSURE/COMPRESSION FORCE** STERILE

Order Number	Opening Width (mm)	Sheath Diameter (mm)	Working Length (cm)	Minimum Channel Size (mm)	Package Units
RC30385	16	2.6	235	2.8	2/Box
RC30381	16	2.6	235	2.8	10/Box


**SURECLIP<sup>MAX</sup> WIDEST JAW OPENING\*** STERILE

Order Number	Opening Width (mm)	Sheath Diameter (mm)	Working Length (cm)	Minimum Channel Size (mm)	Package Units
RC30545	17	2.6	235	2.8	2/Box
RC30541	17	2.6	235	2.8	10/Box

\*Jaws may not open to maximum reach until placed in contact with tissue



# CHOOSE PERFORMANCE & ECONOMY RITECLIP AND RITECLIP<sup>PLUS</sup>



Rest assured, with the RiteClip™, there is no need to repeat clip placements. Accurate initial clip positioning may reduce procedure time and the number of clips needed to achieve consistent results.

RiteClip delivers reliable rotation even in extended-scope positions. RiteClip can be repositioned as needed before deployment and, with its short stem design, is less obtrusive in the endoscopic field of view.

Featuring a comfortable 3-ring handle and flexible distal shaft, this proven delivery system blends both performance and cost savings.

## KEY BENEFITS

### REPOSITIONING

The RiteClip features the ability to open and close the clip without limitations. The ability to close the clip, assess, and if needed, adjust the clip placement contributes to improved outcomes.

### RELIABLE ROTATION

RiteClip includes a flexible distal section that allows for accurate rotation, even in advanced scope positions. Rotation is simply achieved by rotating the 3-Ring handle.

### SHORT STEM

A shorter stem makes the clip less obtrusive, improving visualization of the target area, particularly when multiple clips are placed in close proximity.

### RITECLIP STERILE

Order Number	Nominal Jaw Opening (mm)	Minimum Working Channel (mm)	Working Length (cm)	Package Units
RT30665	11	2.8	235	2/Box
RT30661	11	2.8	235	10/Box

### RITECLIP<sup>PLUS</sup> STERILE

Order Number	Nominal Jaw Opening (mm)	Minimum Working Channel (mm)	Working Length (cm)	Package Units
RT30785	16	2.8	235	2/Box
RT30781	16	2.8	235	10/Box

\*Jaws may not open to maximum reach until placed in contact with tissue

# SHARP INNOVATION INJECTION NEEDLES



A simple, elegant solution, the 5 mm and 3 mm long lancet Injection Needles are offered in 22 and 25 gauge. Designed for single-handed operation, the innovative design limits accidental needle deployment during insertion and removal. The patented ratchet mechanism provides audible confirmation of deployment and minimizes needle bounce. A quick release button returns the needle fully into the sheath. The recessed metal end cap and firm catheter aid in tissue puncture and ensure needle performance through various scope positions.

## KEY BENEFITS

### PATENTED RATCHET DESIGN

Provides audible confirmation and secure locking of the deployed needle during use. As the needle is advanced, the ratchet gives tactile feedback and helps to reduce needle bounce.

### TARGET TISSUE DEPTH

With the shorter needle tip, PinPoint helps to consistently target the submucosal space. The 3 mm projection is sufficient to reach the submucosa in even the thickest intestinal tissue.

### PINPOINT INJECTION NEEDLE

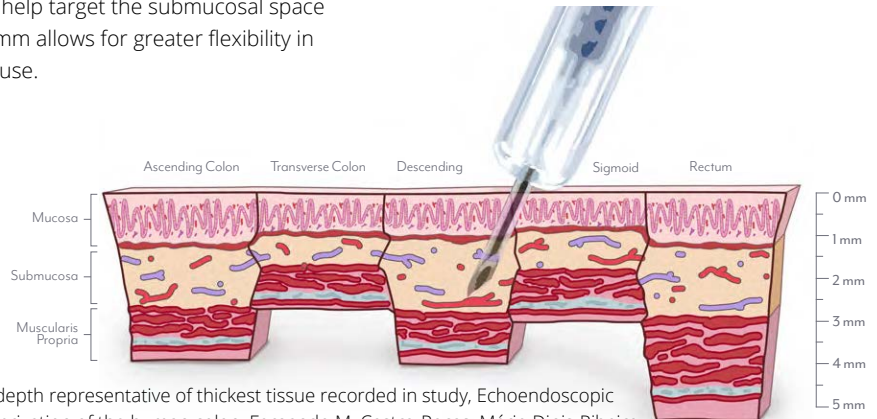
Needle projection shortened to 3 mm which helps target the submucosal space.

### SHORT BEVEL TIP

Both the 5 mm and 3 mm needles feature a shorter three-bevel tip, designed to improve accuracy. The 3 mm PinPoint needle was designed to help target the submucosal space while the 5 mm allows for greater flexibility in therapeutic use.

### ONE-HANDED OPERATION

Ergonomically designed one-handed operation enables confident needle deployment and rapid needle retraction.



\*Tissue depth representative of thickest tissue recorded in study, Echoendoscopic characterization of the human colon, Fernando M. Castro-Poças, Mário Dinis-Ribeiro, Tarcisio P. Araújo and Isabel Pedroto

## PINPOINT™ SUBMUSCOSA STERILE

Order Number	Description	Needles Gauge/ Length (mm)	Sheath Diameter (mm)	Working Length (cm)	Minimum Channel Size (mm)	Package Units
IN33301	PinPoint Injection Needle Lower	22/3	2.3	230	2.8	10/Box
IN33331	PinPoint Injection Needle Lower	25/3	2.3	230	2.8	10/Box

## INJECTION NEEDLES STERILE

Order Number	Description	Needles Gauge/ Length (mm)	Sheath Diameter (mm)	Working Length (cm)	Minimum Channel Size (mm)	Package Units
IN33131	Injection Needle Upper	22/5	2.3	180	2.8	10/Box
IN33221	Injection Needle Upper	25/5	2.3	180	2.8	10/Box
IN33151	Injection Needle Lower	22/5	2.3	230	2.8	10/Box
IN33241	Injection Needle Lower	25/5	2.3	230	2.8	10/Box

# ENDOSCOPIC MULTIPLE BAND LIGATORS

Endoscopic banding has been demonstrated as an effective and simple treatment for internal hemorrhoids and varices. Hemorrhoid banding is readily performed in an ambulatory setting and can result in less pain and have a shorter recovery period than a surgical hemorrhoidectomy.

The Multi-Band Sets from Micro-Tech offer cost-effective solutions for the treatment of hemorrhoids and varices during routine endoscopy procedures.



## KEY BENEFITS

### EXCELLENT VISIBILITY

A clear ligating barrel with rear-mounted bands optimizes the endoscopic view while maintaining suction.

### BAND DESIGN

The square band design provides consistent shape and reliable retention. The hemorrhoid set comes with four pre-loaded latex-free bands for routine colonoscopies. The upper ligator comes pre-loaded with six latex-free bands and can be used in upper and lower endoscopic procedures.

### USER-FRIENDLY SYSTEM

The handle unit comes with the pull wire pre-loaded to simplify setup. The alert band notifies the operator when only one band remains.

## MULTI-BAND LIGATOR STERILE

Order Number	Description	Minimum Working Channel (mm)	Working Length (cm)	Package Units
HL32161	Endoscopic Hemorrhoid Multi-Band Ligator Set, 4 Latex-Free Bands, compatible with 9.4-13 mm scope diameter	2.8	220	1/Box
ML32651	Endoscopic Multi-Band Ligator Set, 6 Latex-Free Bands, compatible with 9.4-13 mm scope diameter	2.8	145	1/Box

## IN-OFFICE LIGATION **IN-SIGHT BANDER**



Hemorrhoid banding has been demonstrated as an effective and simple treatment for internal hemorrhoids, and can be readily performed in an office or ambulatory setting. Banding can also result in less pain with a shorter recovery period than a surgical hemorrhoidectomy.

The In-Sight™ Multi-Band Ligator is the only hand-held ligation device with its own light source – providing illumination, suction, direct visualization and ligation capabilities in a single-use device.

- Preloaded with 4 ligator bands
- Comfortable and ergonomic design for easy ligation
- Unique LED system maximizes visualization safely and efficiently



### IN-SIGHT MULTI-BAND LIGATOR

Order Number	Description	Package Units
QL30011	In-Sight Multi-Band Ligator	10/Box

# INFECTION PREVENTION

---

AIR/WATER & SUCTION VALVE KITS

BIOPSY VALVES

BITE BLOCKS

PROCEDURE DRAPE

CLEANING BRUSHES

GI PROCEDURE KITS

# PROTECT, COLLECT, CLEAN. SINGLE-USE VALVE KITS

Disposable air/water valves are intended to control inflow of gases and water and prevent backflow. Disposable suction valves are intended to enable suction and prevent the inflow of air. Single-use valves provide an alternative to manual cleaning and reprocessing of reusable valves, which can help to improve infection prevention practices.

- Compatible with Olympus®, FujiFilm™ & Pentax® scopes
- Offers consistent performance by using a new valve kit for each procedure



QL71121



QL71112

QL71101

## SINGLE-USE VALVE KITS STERILE

Order Number	Description	Package Units
QL71151	Air/Water & Suction, Biopsy Valve Kit, Olympus, 3-Piece Kit	50/Box
QL71101	Air/Water & Suction, Biopsy Valve, Aux Water Kit, Olympus, 4-Piece Kit,	50/Box
QL71112	Air/Water & Suction, Biopsy Valve, Aux Water, Cleaning Adapter Kit, Olympus, 5-Piece Kit, (4 Boxes of 10)	40/Case
QL71161	Air/Water & Suction, Biopsy Valve Kit, Pentax, 3-Piece Kit	50/Box
QL71121	Air/Water & Suction, Biopsy Valve, Aux Water Kit, Pentax, 4-Piece Kit	50/Box





# JACKET DISPOSABLE BIOPSY VALVE



The Jacket™ Disposable Biopsy Valve is used to cover the opening to the biopsy/suction channel of gastrointestinal endoscopes.

Its unique design offers improved valve performance by minimizing leakage and helping to preserve insufflation to maintain adequate visualization.

- Double valve system to minimize leakage and prevent spraying
- Improved seal with three points of contact
- Internal funnel seal hugs and flexes with inserted accessories without gaping
- Compatible with Olympus®, Pentax®, FujiFilm™ GI endoscopes



## JACKET DISPOSABLE BIOPSY VALVE

Order Number	Description	Package Units
QL70021	Jacket Disposable Biopsy Valve, Olympus®/Fujifilm™, Non-Sterile (Blue)	100/Box
QL70051	Jacket Disposable Biopsy Valve, Pentax® Medical, Non-Sterile (Clear)	100/Box

## STANDARD DISPOSABLE BIOPSY VALVES STERILE

Order Number	Description	Package Units
QL72191	Disposable Biopsy Valve, Olympus®/Fujifilm™, Sterile (Light Blue)	100/Box
QL72201	Disposable Biopsy Valve, Pentax® Medical, Sterile (Black)	100/Box

## PREMIUM MATERIAL AND ENHANCED DESIGN BREATHE-EZ BITE BLOCK



Micro-Tech Bite Blocks offer comfort and protection during upper endoscopic procedures. The new Breathe-EZ™ Bite Block was designed with a special, softer bite plate that helps to keep the lower jaw forward and the airway open.

- Unique design that may assist in improving oxygenation during endoscopic procedures
- Available with adjustable elastic strap
- Softer overlay that helps protect patient's teeth

### BREATHE-EZ BITE BLOCK

Order Number	Description	Package Units
QL26031	Breathe-EZ Bite Block, Adult, 60Fr, with elastic strap	50/Box

### STANDARD BITE BLOCKS

Micro-Tech Bite Blocks offer comfort and protection during upper endoscopic procedures. Available in 38Fr, 60Fr and 60+Fr sizes, with or without dental rim.

Order Number	Description	Package Units
BB60011	Bite Block, Adult, 60Fr, 26 mm x 21 mm opening, with strap	100/Box
BB60021	Bite Block, Pediatric, 38Fr, 20mm x 13mm opening, with strap	100/Box
BB60041	Bite Block, Adult w/o dental rim. 60+Fr, 26 mm x 23 mm opening, with strap	100/Box
BB60051	Bite Block, Adult, 60+Fr, 26 mm x 23 mm opening, with strap	100/Box

## BIOLOGICAL BARRIER COLOSHIELD PROCEDURE DRAPE



The ColoShield™ Procedure Drape is designed to act as a barrier during colonoscopy procedures. The large size and strong adhesive strips ensure it stays in place and protects the physician from potential bio-waste contact. It also offers a flexible opening for easy maneuverability of the scope.

- Absorbent side to shield against bio-waste
- One size to fit all patients

### COLOSHIELD PROCEDURE DRAPE

Order Number	Description	Package Units
QL22911	Coloshield Procedure Drape	50/Box



# PROTECT, COLLECT, CLEAN INFECTION PROTECTION



### CATCHALL SCOPE TRANSPORT PAD

The CatchAll™ Transport Pad offers compliance and protection while transporting contaminated scopes.

Order Number	Description	Package Units
CP62121	CatchAll Scope Transport Pad, Orange*	25/Box
CP62131	CatchAll Scope Transport Pad, Blue	25/Box

\*Subject to availability



### CLEANING BRUSHES

Micro-Tech's Cleaning Brushes combine performance and compliance. Available in combination kits, the brush range features 6/10 mm nylon brush heads designed for effective, gentle cleaning.

Order Number	Description	Package Units
QL22011	Single-ended 6 mm channel brush	50/Box
QL22021	Double-ended 6 mm channel brush	50/Box
QL22031	Single-ended 6 mm channel and attached 10 mm valve brush	50/Box
QL22041	Double-ended 5 mm-10 mm valve brush	50/Box
QL22051	Single-ended 6 mm channel brush + 5 mm-10 mm valve brush	50/Box
QL22061	Double-ended 6 mm channel brush + 5 mm-10 mm valve brush	50/Box

# CONVENIENT COMPLIANCE GI PROCEDURE KITS



Procedure kits provide the essential supplies needed for most cases in one convenient package. Using preconfigured accessory kits helps to standardize processes, reduce product handling, and simplify supply ordering.

Choose six popular kits that provide the items required for nearly every endoscopic procedure. By bundling routine items into standardized kits, the number of touchpoints, and the potential for cross-contamination may be reduced.

	Catch-All Transport Pad	Biohazard Label	Bowl	Sponge (w/ detergent)	Gauze (10)	Lubricating Gel (1.4 oz)	Cleaning Brush*	Bite Block*	Suction Tubing*
Compliance Kit	•	•	•	•					
Compliance + Kit	•	•	•		•	•			
Basic Kit	•	•	•	•	•	•			
Basic + Kit	•	•	•	•	•	•	•		
Upper Kit	•	•	•	•	•	•		•	
Set-Up Kit	•	•	•	•	•	•	•		•

\*Cleaning Brush (Single-ended 6 mm channel and attached 10 mm valve brush); Bite Block (Adult, 60+ Fr with strap); Suction Tubing (3/16" x 10')

## GI ACCESSORY KITS

Order Number	Description	Package Units
QL22541	Compliance Endoscopy Kit	12/Box
QL22561	Compliance + Endoscopy Kit	12/Box
QL22511	Basic Endoscopy Kit	12/Box
QL22551	Basic + Endoscopy Kit	12/Box
QL22521	Upper Endoscopy Kit	12/Box
QL22531	Set-Up Endoscopy Kit	12/Box
QL22711	Lubricating Gel, 1.4 oz Pouch	100/Box
QL22811	Endoscope Enzymatic Cleaning Sponge	50/Box

# NITINOL STENTS

---

SEGMENTED ESOPHAGEAL STENTS

FULLY & PARTIALLY COVERED ESOPHAGEAL STENTS

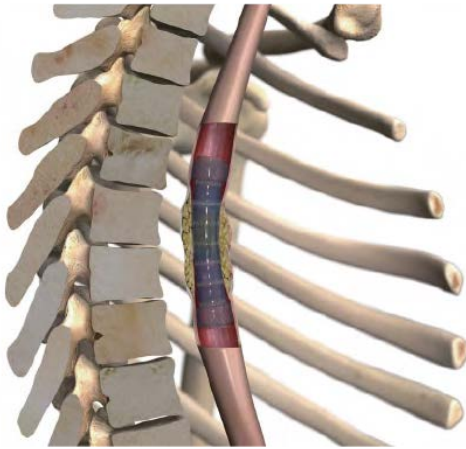
# PRECISE PLACEMENT SEGMENTED ESOPHAGEAL STENTS

Precise stent placement and maintaining position throughout the deployment process are essential. Micro-Tech Endoscopy has over two decades of experience making high-quality, affordable esophageal stent options. Our segmented esophageal stent conforms to bypass esophageal stenoses and allows greater flexibility, which may be more comfortable for patients.

The deployment system has a pliable and tapered tip to facilitate placement through tight strictures while the pre-loaded delivery catheter and sliding handle mechanism provide smooth delivery of the stent to the targeted site. Our line of esophageal stents combine flexibility and consistent radial force to help with stricture resolution.



## KEY BENEFITS



### RADIOPAQUE MARKER

Although the entire stent is visible under X-ray fluoroscopy, each stent has several radiopaque markers to assist with precise stent placement.

### MIGRATION RESISTANCE

The flared ends along with the unique segmented construction may reduce migration within the esophageal lumen.

### INDEPENDENT MOVEMENT

The segmented modular stent allows independent movement between each section which maximizes conformance to curved or tortuous anatomy.

### REPOSITIONING SUTURES

Sutures are located on the distal and proximal ends of the stent to allow repositioning or removal immediately post stent placement.



## SEGMENTED ESOPHAGEAL STENT STERILE

Order Number	Description	Diameter of Stent (mm)	Diameter of Flares (mm)	Stent Length (cm)	Catheter Outer Diameter (mm)	Working Length (cm)
ET80510	Segmented Esophageal Stent*	18	24	6	6.7	65
ET80520	Segmented Esophageal Stent*	18	24	8	6.7	65
ET80530	Segmented Esophageal Stent	18	24	10	6.7	65
ET80540	Segmented Esophageal Stent	18	24	12	6.7	65
ET80550	Segmented Esophageal Stent	18	24	14	6.7	65
ET80560	Segmented Esophageal Stent*	20	26	6	6.7	65
ET80570	Segmented Esophageal Stent*	20	26	8	6.7	65
ET80580	Segmented Esophageal Stent	20	26	10	6.7	65
ET80590	Segmented Esophageal Stent	20	26	12	6.7	65
ET80600	Segmented Esophageal Stent	20	26	14	6.7	65
ET80610	Segmented Esophageal Stent*	22	28	6	6.7	65
ET80620	Segmented Esophageal Stent*	22	28	8	6.7	65
ET80630	Segmented Esophageal Stent	22	28	10	6.7	65
ET80640	Segmented Esophageal Stent	22	28	12	6.7	65
ET80650	Segmented Esophageal Stent	22	28	14	6.7	65

Note: The inner tube contains a central lumen that accommodates a .038 in (.97 mm) guide wire. \*Non-Stock Item

# PRECISE PLACEMENT FULLY COVERED & PARTIALLY COVERED ESOPHAGEAL STENTS

Precise stent placement and maintaining position throughout the deployment process are essential. Micro-Tech Endoscopy has over two decades of experience making high-quality, affordable esophageal stent options.

The deployment system has a pliable and tapered tip to facilitate placement through tight strictures, while the pre-loaded delivery catheter and sliding handle mechanism provide smooth delivery of the stent to the targeted site.



## KEY BENEFITS

### RADIOPAQUE MARKERS

Although the entire stent is visible under X-ray fluoroscopy, each stent has several radiopaque markers to assist with precise stent placement.

### MANUFACTURED FROM ONE WIRE

Our fully and partially covered esophageal stents are braided from a single Nitinol wire, reducing the risk of fracture at the connection points.

### MIGRATION RESISTANCE

The flared ends may reduce migration within the esophageal lumen.




**PARTIALLY COVERED ESOPHAGEAL STENT** STERILE

Order Number	Description	Diameter of Stent (mm)	Diameter of Flares (mm)	Stent Length (cm)	Catheter Outer Diameter (mm)	Working Length (cm)
ET80010	Partially Covered Esophageal Stent*	18	23	6	6.7	65
ET80020	Partially Covered Esophageal Stent*	18	23	8	6.7	65
ET80030	Partially Covered Esophageal Stent	18	23	10	6.7	65
ET80040	Partially Covered Esophageal Stent	18	23	12	6.7	65
ET80050	Partially Covered Esophageal Stent*	18	23	14	6.7	65
ET80060	Partially Covered Esophageal Stent	18	23	15	6.7	65
ET80070	Partially Covered Esophageal Stent*	20	25	6	6.7	65
ET80080	Partially Covered Esophageal Stent*	20	25	8	6.7	65
ET80090	Partially Covered Esophageal Stent	20	25	10	6.7	65
ET80100	Partially Covered Esophageal Stent	20	25	12	6.7	65
ET80110	Partially Covered Esophageal Stent*	20	25	14	6.7	65
ET80120	Partially Covered Esophageal Stent	20	25	15	6.7	65
ET80130	Partially Covered Esophageal Stent*	22	27	6	6.7	65
ET80140	Partially Covered Esophageal Stent*	22	27	8	6.7	65
ET80150	Partially Covered Esophageal Stent	22	27	10	6.7	65
ET80160	Partially Covered Esophageal Stent	22	27	12	6.7	65
ET80170	Partially Covered Esophageal Stent*	22	27	14	6.7	65
ET80180	Partially Covered Esophageal Stent	22	27	15	6.7	65


**FULLY COVERED ESOPHAGEAL STENT** STERILE

Order Number	Description	Diameter of Stent (mm)	Diameter of Flares (mm)	Stent Length (cm)	Catheter Outer Diameter (mm)	Working Length (cm)
ET80190	Fully Covered Esophageal Stent*	18	23	6	6.7	65
ET80200	Fully Covered Esophageal Stent*	18	23	8	6.7	65
ET80210	Fully Covered Esophageal Stent	18	23	10	6.7	65
ET80220	Fully Covered Esophageal Stent	18	23	12	6.7	65
ET80230	Fully Covered Esophageal Stent*	18	23	14	6.7	65
ET80240	Fully Covered Esophageal Stent	18	23	15	6.7	65
ET80250	Fully Covered Esophageal Stent*	20	25	6	6.7	65
ET80260	Fully Covered Esophageal Stent*	20	25	8	6.7	65
ET80270	Fully Covered Esophageal Stent	20	25	10	6.7	65
ET80280	Fully Covered Esophageal Stent	20	25	12	6.7	65
ET80290	Fully Covered Esophageal Stent*	20	25	14	6.7	65
ET80300	Fully Covered Esophageal Stent	20	25	15	6.7	65
ET80310	Fully Covered Esophageal Stent*	22	27	6	6.7	65
ET80320	Fully Covered Esophageal Stent*	22	27	8	6.7	65
ET80330	Fully Covered Esophageal Stent	22	27	10	6.7	65
ET80340	Fully Covered Esophageal Stent	22	27	12	6.7	65
ET80350	Fully Covered Esophageal Stent*	22	27	14	6.7	65
ET80360	Fully Covered Esophageal Stent	22	27	15	6.7	65

Note: The inner tube contains a central lumen that accommodates a .038 in (.97 mm) guide wire. \*Non-Stock Item

# EMR-ESD

---

DUAL ACTION CLOSURE

DEVICE ORGANIZER

BLUEBOOST

ENDOROTOR

ENSURE

GOLDKNIFE

LESIONHUNTER

LOCKADO MAX

SPECIMEN TRAY

SURETRAC



# GRASP, APPROXIMATE, AND CLOSE DUAL ACTION TISSUE CLOSURE DEVICE



Gastrointestinal defect closure devices should be quick, easy to use, and effective.

The DAT™ Closure Device has a center post flanked by two arms which can operate independently to capture tissue and support manipulation to close mucosal defects.

The DAT closure device can be repositioned before deployment and can be used alone or to approximate tissue margins and hold them in place while other through-the-scope clips are placed to further secure defect closure.



### DAT CLOSURE DEVICE STERILE

Order Number	Description	Opening Width (mm)	Working Length (cm)	Minimum Channel Size (mm)	Package Units
TC35511	DAT Closure Device	15	165	3.2	Each
TC35521	DAT Closure Device	15	195	3.2	Each
TC35531	DAT Closure Device	15	235	3.2	Each

## ORGANIZE, PROTECT AND SECURE DEVICE ORGANIZER



The Micro-Tech device organizer is perfect for storing medical devices during advanced endoscopic procedures. Without organization, devices may fall to the floor, get tangled or even become damaged. The organizer conveniently adheres to surfaces such as the countertop, bedside rail, or endoscopy cart.

Keep devices organized, protected and secure until needed.

- Adhesive anchoring strips
- Five oversized, clear pouches
- Bendable hooks to hold ring handles

### MICRO-TECH DEVICE ORGANIZER

Order Number	Description	Dimensions (cm)	Package Units
QL22951	Endoscopy Device Organizer, 5 Pocket	100 x 100	20/Box

## CLEAR DIFFERENTIATION BLUEBOOST SUBMUCOSAL INJECTABLE SOLUTION



BlueBoost™ is a lifting agent that lasts. Once injected into the submucosal space, BlueBoost adds efficiency to GI procedures by separating the layers of the intestine and helping to delineate the margin around the lesion. This premixed deep sky-blue viscous solution is designed to assist with removal of polyps, adenomas and other lesions.

- Comes in prefilled syringes that are ready to use
- Outlasts saline and creates a reliable lift that will save you time

### BLUEBOOST

Order Number	Description	Package Units
SL62521	BlueBoost Submucosal Injectable Solution, 10 ml	12/Box

# NECROSECTOMY

## ENDOROTOR POWERED ENDOSCOPIC DEBRIDEMENT

The EndoRotor® PED™ Catheter is the first clinically validated solution for endoscopic debridement of walled-off necrosis following EUS-guided drainage.



Non-thermal mechanical debridement and removal of necrotic tissue in symptomatic WOPN/WON.

Debridement of WOPN/WON under direct visualization without the need to pass the scope in and out of the collection.

360° catheter rotation to facilitate precise placement within the collection.



ENDOROTOR CATHGUIDE



POWERED ENDOSCOPIC  
DEBRIDEMENT CATHETER

### ENDOROTOR POWERED ENDOSCOPIC DEBRIDEMENT (PED)

Order Number	Description	Package Units
ESS-SYS-KIT	EndoRotor® EndoSurgery System Kit	1/Box
3.2-PED-EGD-OP	Powered Endoscopic Debridement Cath, Gastroscope, 3.2 mm (Olympus/Pentax)	1/Box
3.2-PED-EGD-F	Powered Endoscopic Debridement Cath, Gastroscope, 3.2 mm (FujiFilm)	1/Box
6.0-PED-EGD	Necromax™ Powered Endoscopic Debridement Cath, Gastroscope, 6.0 mm	1/Box
PED-PURGE	EndoRotor® Purge Kit	10/Box
ESS-VAC-BAG	Suction Bag 1.5 l	40/Box
CATHGUIDE	EndoRotor® Catheter Guide for PED Catheter	1/Box

# DISSECT, RESECT AND COLLECT ENDOROTOR ENDOSCOPIC POWERED RESECTION

EndoRotor® was designed to address challenges of incomplete resection and scarred lesions.



Endoluminal preservation - EndoRotor enables resection of scarred lesions without removing muscle and maintaining lumen patency.

Non-thermal mechanical resection of persistent adenoma.

Used clinically to facilitate removal of lateral margins and tissue bridges post-EMR.



**ENDOSCOPIC POWERED RESECTION CATHETER**



**ENDOROTOR SPECIMEN TRAP**



**CONTROL KNOB FOR 1:1 ROTATION**

## ENDOROTOR ENDOSCOPIC POWERED RESECTION (EPR)

Order Number	Description	Package Units
ESS-SYS-KIT	EndoRotor® System	1/Box
3.2-EPR-EGD-OP	Endoscopic Powered Resection Cath, Gastroscope, 3.2 mm (Olympus/Pen)	1/Box
3.2-EPR-COL-OP	Endoscopic Powered Resection Cath, Colonoscope, 3.2 mm (Olympus/Pen)	1/Box
3.2-EPR-EGD-F	Endoscopic Powered Resection Cath, Gastroscope, 3.2 mm (Fuji)	1/Box
EPR-TRAP	EndoRotor® Specimen Trap	10/Box
ESS-VAC-BAG	Suction Bag 1.5 L	40/Box


# TARGETED THERMAL HEMOSTASIS

## ENSURE COAGULATION FORCEPS




EnSure™ reliable hemostasis of bleeding vessels without affecting surrounding tissue.

The EnSure Coagulation Forceps are designed to cauterize and coagulate GI bleeds. These single-use hemostatic forceps deliver targeted monopolar coagulation to isolate vessels and achieve hemostasis. Bleeding vessels can be approached with precision due to the reliable 360° bidirectional rotation.



Markings on catheter to help determine insertion length within the endoscope.



360° bidirectional rotation for targeting bleeds.

### ENSURE COAGULATION FORCEPS STERILE

Order Number	Description	Jaw Style	Working Length (cm)	Outer Diameter (mm)	Jaw Opening (mm)	Package Units
CF48331	Ensure Coag Forceps Grooved Jaw	Grooved Jaw	165	2.3	6.3	10/Box
CF48361	Ensure Coag Forceps Grooved Jaw	Grooved Jaw	230	2.3	6.3	10/Box

### ACTIVE CORD

Order Number	Description	Package Units
QB51011	3.0 mm Active Cord, Reusable, Bovie 8.0 mm Male Fitting	1/Box

## ELECTROSURGICAL PRECISION GOLDKNIFE



The Micro-Tech Electrosurgical Knives have gold plating on the exposed metal posts, which may reduce tissue residue from adhering to the knife because gold is a highly effective conductor.

The T-tip GoldKnife™ has integrated electrosurgical and water injection functions, eliminating the need for instrument exchange which may save you time.

### GOLDKNIFE T STERILE

Order Number	Description	Working Channel (mm)	Length (cm)	Cutting knife length when extended (mm)	Package Units
MK55131	GoldKnife T, Irrigating	2.8	195	1.5	1/Box
MK55141	GoldKnife T, Irrigating	2.8	235	1.5	1/Box
MK55151	GoldKnife T, Irrigating	2.8	195	2.0	1/Box
MK55161	GoldKnife T, Irrigating	2.8	235	2.0	1/Box
MK55171	GoldKnife T, Irrigating	2.8	195	4.0	1/Box
MK55181	GoldKnife T, Irrigating	2.8	235	4.0	1/Box

### ACTIVE CORD

Order Number	Description	Package Units
QB51011	3.0 mm Active Cord, Reusable, Bovie 8.0 mm Male Fitting	1/Box





# ELECTROSURGICAL PRECISION GOLDKNIFE IT

Micro-Tech Endoscopy's GoldKnife IT features a ceramic tip which provides insulation, minimizing invasiveness while providing a 4.0 mm cutting electrode. The post is gold-plated, which may reduce tissue residue from adhering to the knife because gold is a highly effective conductor.



## GOLDKNIFE IT STERILE

Order Number	Description	Working Channel (mm)	Working Length (cm)	Cutting Length When Extended (mm)	Package Units
MK55211	GoldKnife IT	2.8	195	4.0	1/Box
MK55221	GoldKnife IT	2.8	235	4.0	1/Box

## ACTIVE CORD

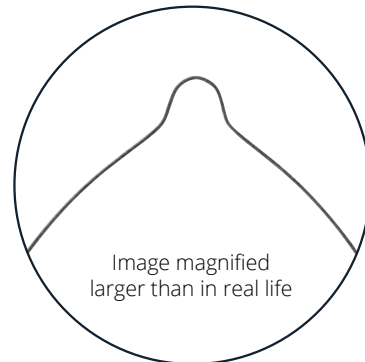
Order Number	Description	Package Units
QB51011	3.0 mm Active Cord, Reusable, Bovie 8.0 mm Male Fitting	1/Box

# PRECISION CUT LESIONHUNTER COLD SNARE



LesionHunter™ Cold features a rotatable thin Nitinol Wire which maintains the oval shape cut after cut. With this cold snare, you get a clean and precise cut.

- Dedicated Cold Snare – Specifically designed for resecting polyps using a cold snare technique
- Thin Nitinol Wire – This wire material provides durability in the shape and allows for a 0.18 mm thin wire for an even cleaner cut
- Coiled Sheath – The coiled metal catheter creates greater stability for the guillotine-like cutting action of the wire
- Comfortable Ergonomic Handles – Like other Micro-Tech snares, this snare has a three-ring comfortable grip with shortened throw for an effortless cut
- Reduced Fly-Away Tissue – The thin wire may reduce the risk of generating a “fly-away” specimen, thereby making it easier to find the tissue at the end of the resection




## LESIONHUNTER STERILE

Order Number	Description	Length (cm)	Outer Diameter (mm)	Package Units
CS50051	LesionHunter Cold Snare, Oval 10 mm wide, Nitinol Wire	230	2.3	10/Box
CS50061	LesionHunter Cold Snare, Oval 15 mm wide, Nitinol Wire	230	2.3	10/Box
CS50071	LesionHunter Cold Snare, Oval 20 mm wide, Nitinol Wire	230	2.3	10/Box



# LOCK INTO TISSUE LOCKADO HEMOSTASIS CLIP

Lockado® allows unrestricted opening and closing so it can be repositioned until the desired position is achieved.



Hemostasis clips need to provide accuracy, reliability and precise functionality. With two sets of opposing atraumatic teeth in the arms of the clip, Lockado delivers a reliable and secure grip for consistent performance. Driven by Micro-Tech Endoscopy's proven clip delivery system, the Lockado clip provides exceptional reliability and tissue management.

**DESIGN** indicated for use in straight and side-viewing scopes.

**SHORT STEM** aids placement and improves visibility in limited space.

**FENESTRATION HOLES** in both arms to accommodate tissue.

**ANCHORING JEJUNAL FEEDING TUBES** can be used for this indication.

**FIN** grips onto tissue during closure (22 mm only).

**ATRAUMATIC TEETH** deliver a reliable and secure grip for consistent performance.




## LOCKADO MAX HEMOSTASIS CLIP\* STERILE

Order Number	Opening Width (mm)	Sheath Diameter (mm)	Working Length (cm)	Minimum Channel Size (mm)	Packing Units
LO35021	22	2.6	165	2.8	10/Box
LO35041	22	2.6	235	2.8	10/Box
LO35045	22	2.6	235	2.8	2/Box

\*Jaws may not open to maximum reach until placed in contact with tissue.

## ESD SPECIMEN TRAY

# PROTECT TISSUE SAMPLES



This convenient specimen container has everything needed to mount tissue specimens before sending them to pathology. The tabs on the lid help seal the box so tissue is protected while it is transported. A tube of push pins is included in the box for mounting the tissue to the specimen pad. Markings on the blue pad help track orientation and include a measurement grid for sizing.

### ESD SPECIMEN TRAY

Order Number	Description	Dimensions	Package Units
QB55011	ESD Specimen Tray with pins	5.5" x 5.5" x 2.75"	6/Box

## VISUALIZED DISECTION

# SURETRAC TRACTION SYSTEM



SureTrac™ retracts tissue to assist in tissue exposure, resection, and removal within the stomach and colon. The SureTrac system features a preloaded elastic silicone band on a primary clip and a secondary clip to anchor on tissue. The superelastic silicone band is designed to retract and release elastic potential energy for dynamic traction; this provides enhanced visualization and enables tissue management while dissecting submucosal lesions.

Each kit includes:

- A Primary Device, SureClip® preloaded with a silicone band
- A Secondary Device with the same size clip as the Primary Device but available in either SureClip® or Lockado® clip design.

### SURETRAC KIT

Order Number	Description	Clip Size	Clipping Device Style	Minimum Channel Size	Package Units
TS63041	SureTrac Elastic Traction Device	11 mm	SureClip	2.8 mm	1/Box
TS63061	SureTrac Elastic Traction Device	16 mm	SureClip	2.8 mm	1/Box
TS63101	SureTrac Elastic Traction Device	11 mm	Lockado	2.8 mm	1/Box
TS63121	SureTrac Elastic Traction Device	16 mm	Lockado	2.8 mm	1/Box

# POLYPECTOMY- RETRIEVAL

---

## POLYPECTOMY

BRAIDED POLYPECTOMY SNARES

FIRM POLYPECTOMY SNARES

COLD POLYPECTOMY SNARES

ENDOINK

BLUE BEACON

NAPOLEON

## RETRIEVAL

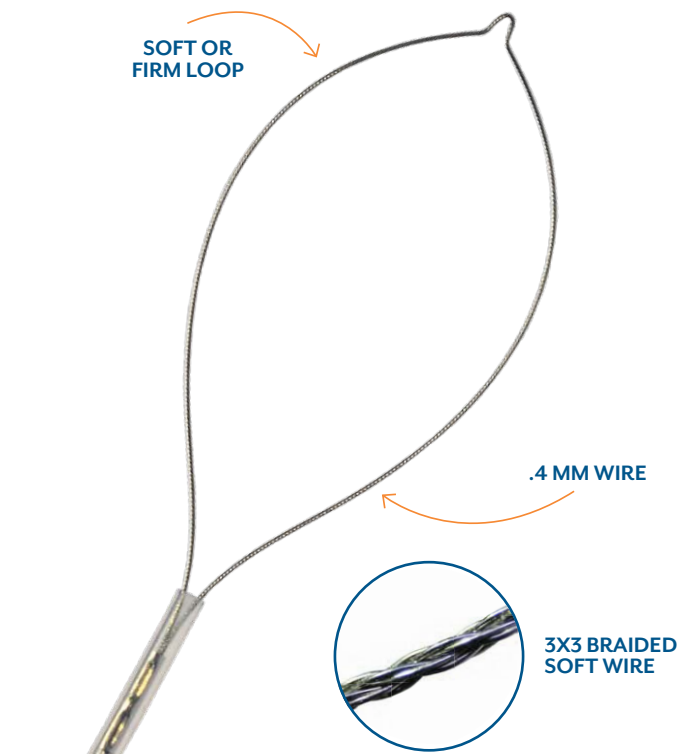
PROTRAP

POLYP TRAPS

ENTRAP

RETRIEVAL FORCEPS

# PRECISE CUT POLYPECTOMY SNARES



Our line of hot and cold polypectomy snares features effective cutting wires and user-friendly handles at cost-effective prices

- With the innovative power connector, the snare can be operated and rotated with ease
- Our hot snares are available in a compliant braided wire or a firmer wire for effective tissue acquisition and resection



## KEY BENEFITS

### SHORTER THROW HANDLE

The handle throw is adjusted according to the snare size. Small and Medium snares have a shorter throw than Large or Extra Large snares. A shorter throw improves comfort for users with smaller hands.

### BRAIDED WIRE

The braided wire combines the tissue acquisition features of a firm snare with the flexibility and smooth deployment of a soft snare. Suitable for daily use in facilities looking to minimize inventory.

### INNOVATIVE POWER CONNECTION

The handle features a dedicated power connection, separate from the finger ring slider. This feature permits unrestricted movement and rotation of the snare handle and may reduce procedural delays.

**BRAIDED SOFTSNARES** STERILE

Order Number	Description	Loop Diameter (mm)	Sheath Diameter (Fr)	Working Length (cm)	Minimum Channel Size (mm)	Package Units
PS51011	Mini Braided Oval	10	7	230	2.8	10/Box
PS51021	Small Braided Oval	15	7	230	2.8	10/Box
PS51031	Medium Braided Oval	20	7	230	2.8	10/Box
PS51041	Large Braided Oval	24	7	230	2.8	10/Box
PS51051	Extra Large Braided Oval	30	7	230	2.8	10/Box

**FIRM SNARES** STERILE

Order Number	Description	Loop Diameter (mm)	Sheath Diameter (Fr)	Working Length (cm)	Minimum Channel Size (mm)	Package Units
PS51071	Mini Oval Firm	10	7	230	2.8	10/Box
PS51081	Small Oval Firm	15	7	230	2.8	10/Box
PS51091	Medium Oval Firm	20	7	230	2.8	10/Box
PS51101	Large Oval Firm	24	7	230	2.8	10/Box
PS51111	Extra Large Oval Firm	30	7	230	2.8	10/Box
PS51121	Jumbo Oval Firm	36	7	230	2.8	10/Box

**FIRM SNARES HEX** STERILE

Order Number	Description	Loop Diameter (mm)	Sheath Diameter (Fr)	Working Length (cm)	Minimum Channel Size (mm)	Package Units
PS52031	Small Hex Firm	15	7	230	2.8	10/Box
PS52041	Large Hex Firm	25	7	230	2.8	10/Box

**ACTIVE CORD**

Order Number	Description	Package Units
QB51011	3.0 mm Active Cord, Reusable, Bovie 8.0 mm Male Fitting	1/Box

# EFFICIENT RESECTION COLD SNARES



- Designed specifically to resect diminutive polyps
- Available in two sizes – 10 mm and 15 mm
- Thin cutting wire provides for a guillotine-type cut
- Loop shape assists in capturing smaller polyps
- Stiffer catheter aids in insertion and provides support during resection



## KEY BENEFITS

### DEDICATED COLD SNARE

Specifically designed for resecting diminutive polyps using a cold snare technique, the oval or diamond shape loop and flexible wire, capture smaller polyps with ease.

### THIN WIRE

The thin .23 mm cutting wire provides a guillotine cut that reduces the force needed to complete the resection and may limit tearing or snagging.

### COMFORTABLE ERGONOMIC HANDLES

Accommodating various hand sizes, the ergonomic three-ring handle features a shortened throw and comfortable grip. The stiff catheter provides support for a smooth effortless cut.

## COLD SNARES STERILE

Order Number	Description	Loop Diameter (mm)	Sheath Diameter (Fr)	Working Length (cm)	Minimum Channel Size (mm)	Package Units
CS50011	Diamond Thin Wire	10	7	230	2.8	10/Box
CS50021	Diamond Thin Wire	15	7	230	2.8	10/Box
CS50031	Oval Thin Wire	10	7	230	2.8	10/Box
CS50041	Oval Thin Wire	15	7	230	2.8	10/Box





# ENDOSCOPIC TATTOO ENDOINK

EndoINK™ Endoscopic Marker is a single-use suspension fluid designed to permanently mark lesions in the GI tract. Developed from high purity carbon particles, EndoINK remains in the submucosal injection site, creating a permanent mark to facilitate surgical removal and examination.



## KEY BENEFITS

### RELIABLE MARKER

Endoscopic tattoo for reliable marking of lesions and areas of reference in the GI tract.

### 10 ML SYRINGE

Conveniently available in 5 ml and 10 ml configuration to accommodate catheter priming.

### EASY TO USE

Sterile fluid supplied in a capped syringe for single patient use.


## ENDOINK STERILE

Order Number	Description	Package Units
NK62711	EndoINK Endoscopic Marker, 5 ml	5/Box
NK62715	EndoINK Endoscopic Marker, 5 ml	12/Box
NK62721	EndoINK Endoscopic Marker, 10 ml	5/Box
NK62725	EndoINK Endoscopic Marker, 10 ml	12/Box

# TRUE BLUE BLUE BEACON GI MARKER



- Blue Beacon™ is useful in GI procedures that require a contrast stain to temporarily mark or highlight tissue
- Can be diluted and introduced to the irrigation, sprayed or injected around the area of interest
- The 0.4% Indigo Carmine solution is supplied sterile in a convenient luer lock 5 ml syringe, 5 syringes per box
- The 0.8% Indigo Carmine solution is supplied sterile in a 10 ml single-use vial, 10 vials per box



## BLUE BEACON GI MARKER STERILE

Order Number	Description	Package Units
IC62021	Blue Beacon GI Marker 5 ml Syringe Indigo Carmine 0.4% Sterile	5/Box
IC62061	Blue Beacon GI Marker 10 ml Vial Indigo Carmine 0.8% Sterile	10/Box

This solution is NOT FOR INTRAVENOUS OR INTRAMUSCULAR INJECTION. It is a single-use device indicated for temporary marking of the GI tract.

## SPRAY CATHETER STERILE

Order Number	Description	Working Length (cm)	Minimum Channel Size (mm)	Package Units
SC62241	Spray Catheter	220	2.2	20/Box
SC62301	Spray Catheter	250	2.8	20/Box



## GAUGING ACCURACY NAPOLEON ENDOSCOPIC MEASURING DEVICE

Estimating the size of a lesion in the GI tract can have significant impact on treatment decisions. Imagine being able to verify the size of a defect down to a millimeter.

The Napoleon™ Endoscopic Measuring Device is a tiny ruler designed to sit next to a lesion in endoscopic view so you can accurately gauge its size. The device lays perpendicular to the delivery catheter for easy visualization.



### NAPOLEON ENDOSCOPIC MEASURING DEVICE STERILE

Order Number	Length of Ruler (mm)	Sheath Diameter (mm)	Working Length (cm)	Minimum Channel Size (mm)	Package Units
MD62631	15	2.3	230	2.8	10/Box
MD62651	30	2.3	230	2.8	10/Box



## PRECISION & CONTROL RETRIEVAL FORCEPS

Single-use grasping forceps for secure removal of tissue or foreign bodies.

- 3 jaw types
- Ergonomic 3-ring handle
- Entry-exit markers
- Sterile single-use convenience

### RETRIEVAL FORCEPS STERILE

Order Number	Description	Jaw Opening (mm)	Sheath Color	Working Length (cm)	Minimum Channel Size (mm)	Package Units
GF61021	Rat Tooth	6.3	Blue	230	2.8	10/Box
GF61041	Alligator Tooth	8.1	Blue	230	2.8	10/Box
GF61061	Mixed Tooth	8.1	Blue	230	2.8	10/Box

## ILLUMINATE | MAGNIFY | IDENTIFY PROTRAP LUMA



Low-light environments can make identifying diminutive polyps a difficult task. The ProTrap Luma™ In-Line Polyp Trap comes with a built-in light source and 2x magnification to help visualization.

The quick-change trays allow for fast and easy tray swaps to minimize suction downtime. The trays feature a bi-directional design, which allows them to be flipped over to assist in debris clearing. When the sample is collected, the tray with sample can be directly placed in the specimen jar to minimize risks of tissue damage and biohazard exposure.

- Identify samples with confidence
- Reduce time off suction
- Reduce sample handling

### PROTRAP LUMA

Order Number	Description	Package Units
TP54411	ProTrap Luma In-Line Polyp Trap	25/Box
TP54421	ProTrap Luma In-Line Polyp Trap Specimen Tray	50/Box



## CLEAN COLLECTION POLYP RETRIEVAL TRAPS

Polyp Retrieval Traps offer improved efficiency, reduced handling and cost savings. The unique Quad trap features removable collection trays and a secondary filter for peace of mind. The In-line suction polyp trap provides simple in-line installation and easy removal of polyp specimens.

### POLYP TRAPS

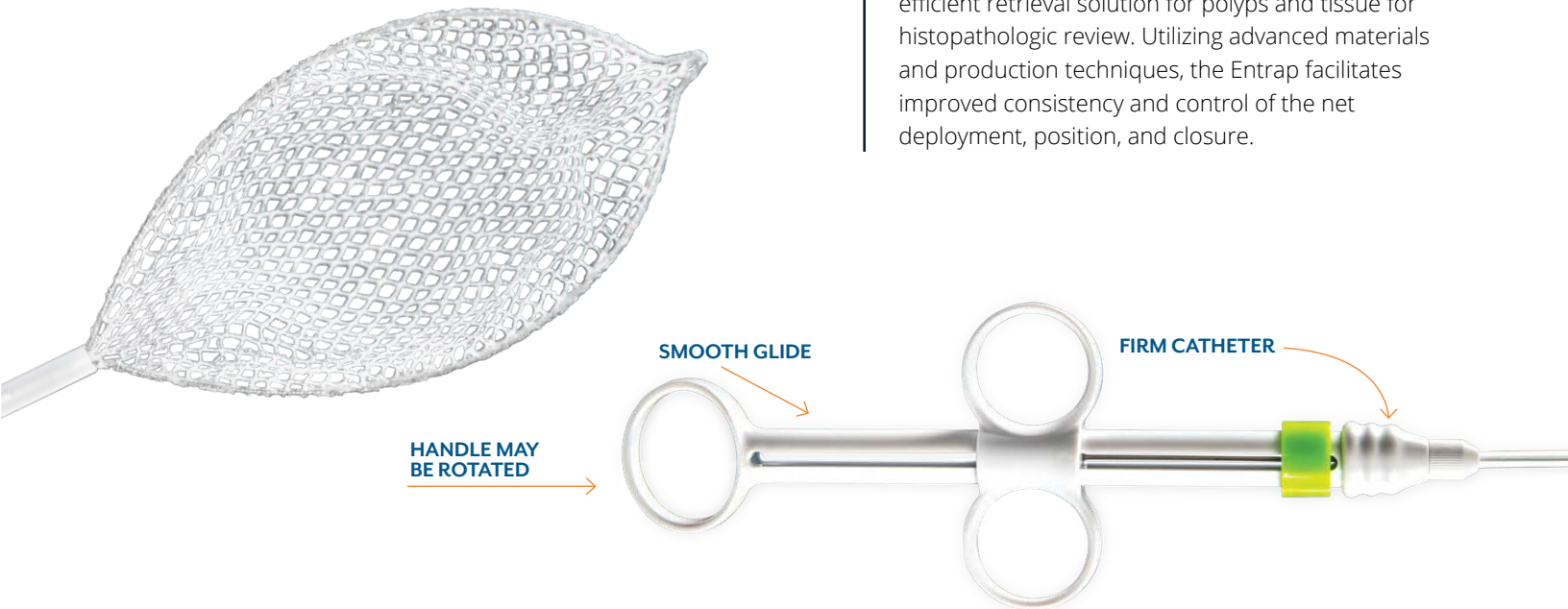
Polyp Retrieval Traps offer improved efficiency, reduced handling and cost savings. The unique Quad trap features removable collection trays and a secondary filter for peace of mind.

Order Number	Description	Package Units
QL54012	In-Line Suction Polyp Trap	50/Box
PC54011	Polyp Trap with 4 chambers	25/Box
PC54021	Polyp Trap single chamber	25/Box
PC54031	Quad Polyp Trap with removable chambers	25/Box

# ENTRAP POLYP RETRIEVAL NET

DURABLE AND GENTLE

The Entrap™ retrieval system delivers a quick and efficient retrieval solution for polyps and tissue for histopathologic review. Utilizing advanced materials and production techniques, the Entrap facilitates improved consistency and control of the net deployment, position, and closure.



## KEY BENEFITS

### REFINED NET

Improved visibility through the net material for identification of the retrieval target. Durable enough for repeated deployment, but soft to gently capture and preserve the specimen.

### ADVANCED PROCESSES

Cinching, tearing, and binding of the net material is reduced by the minimal net selvage and bonded net attachment. This increases efficiency and minimizes the time required to reliably capture specimens.

### SMOOTH AND STRONG

A stiffer catheter material improves device insertion into the endoscope and positioning of the net. The additional columnar strength allows for gentle movement of a specimen for optimal capture.

## ENTRAP RETRIEVAL SYSTEM

Order Number	Description	Loop Diameter (mm)	Sheath Diameter (Fr)	Working Length (cm)	Minimum Channel Size (mm)	Package Units
NT54511	Entrap Polyp Retrieval Net	30	7	230	2.8	10/Box
NT54515	Entrap Polyp Retrieval Net	30	7	230	2.8	2/Box

## NETIS FB RETRIEVAL NETS

Order Number	Description	Loop Diameter (mm)	Sheath Diameter (Fr)	Working Length (cm)	Minimum Channel Size (mm)	Package Units
MED-195-NET	Mini FB Retrieval Net	25	7.5	230	2.8	10/Box
MED-201-NET	ESD Retrieval Net	50	7.5	230	2.8	10/Box
MED-203-NET	Std FB Rotatable Net	30	7.5	230	2.8	10/Box
MED-204-NET	Jumbo Rotatable Net	40	7.5	230	2.8	10/Box
MED-217-NET	Entero FB Retrieval Net	30	7.5	260	2.8	10/Box

# PRODUCT REFERENCE CHART

Order Number	Ref #	GTIN	UPN Pouch	Product Family
3.2-EPR-COL-OP	3.2-EPR-COL-OP	00854172008131		EMR-ESD
3.2-EPR-EGD-F	3.2-EPR-EGD-F	00854172008155		EMR-ESD
3.2-EPR-EGD-OP	3.2-EPR-EGD-OP	00854172008162		EMR-ESD
3.2-PED-EGD-F	3.2-PED-EGD-F	00854172008186		EMR-ESD
3.2-PED-EGD-OP	3.2-PED-EGD-OP	00854172008193		EMR-ESD
6.0-PED-EGD	6.0-PED-EGD	00854172008100		EMR-ESD
BB60011	AC01-103.A	16932503560013	BB60010	Infection Prevention
BB60021	AC01-103.P	16932503560020	BB60020	Infection Prevention
BB60041	AC01-108.M	16932503560044	BB60040	Infection Prevention
BB60051	AC01-109.M	16932503560051	BB60050	Infection Prevention
BF40021	NBF02-11018160	16932503540022	BF40020	Biopsy
BF40051	NBF02-11118160	16932503540053	BF40050	Biopsy
BF40091	NBF03-11023230	16932503540091	BF40090	Biopsy
BF40096	NBF03-11023230	56932503540099	BF40094	Biopsy
BF40121	NBF03-11123230	16932503540121	BF40120	Biopsy
BF40126	NBF03-11123230	56932503540129	BF40124	Biopsy
BF40141	NBF12-11018160	16932503540145	BF40140	Biopsy
BF40201	NBF13-11023230	16932503540206	BF40200	Biopsy
BF40206	NBF13-11023230	56932503540204	BF40204	Biopsy
BF40231	NBF13-11123230	16932503540237	BF40230	Biopsy
BF40236	NBF13-11123230	56932503540235	BF40234	Biopsy
BF40286	LCNBF13-10024230	66932503540287	BF40284	Biopsy
BF40306	LCNBF13-10124230	66932503540300	BF40304	Biopsy
BF40401	NBF12-11118160	16932503540404	BF40400	Biopsy
BF40421	NBF63-11123230	16932503540428	BF40420	Biopsy
BF40426	NBF63-11123230	66932503540423	BF40424	Biopsy
BF40441	NBF63-11023230	16932503540442	BF40440	Biopsy
BF40446	NBF63-11023230	66932503540447	BF40444	Biopsy
BF40451	JSNBF63-10128230	16932503540459	BF40450	Biopsy
BF40461	JSNBF63-10028230	16932503540466	BF40460	Biopsy
BF40491	JSNBF63-10133230	16932503540497	BF40490	Biopsy
BF40501	JSNBF63-10033230	16932503540503	BF40500	Biopsy
BF40541	NBF73-11123230	16932503540541	BF40540	Biopsy
BF40546	NBF73-11123230	66932503540546	BF40544	Biopsy
BF40561	NBF73-11023230	16932503540565	BF40560	Biopsy
BF40566	NBF73-11023230	66932503540560	BF40564	Biopsy
CATHGUIDE	CATHGUIDE	00854172008254		EMR-ESD
CB62411	CB10-0030/09-S	16932503562413	CB62410	Dilation
CF48331	CF165-B	16932503548332	CF48330	EMR-ESD
CF48361	CF230-B	16932503548363	CF48360	EMR-ESD
CP62121	CTP-01025	16932503562123	CP62120	Infection Prevention
CP62131	CTP-02025	16932503562130	CP62130	Infection Prevention
CS50011	CS3-11023230	16932503550014	CS50010	Polypectomy & Retrieval
CS50021	CS3-11523230	16932503550021	CS50020	Polypectomy & Retrieval
CS50031	CS3-21023230	16932503550038	CS50030	Polypectomy & Retrieval
CS50041	CS3-21523230	16932503550045	CS50040	Polypectomy & Retrieval
CS50051	CS2-21023231	16932503550052	CS50050	EMR-ESD
CS50061	CS2-21523231	16932503550069	CS50060	EMR-ESD
CS50071	CS2-22023231	16932503550076	CS50070	EMR-ESD
CY49021	CYB-20S-18C	16932503549025	CY49020	Biopsy
CY49051	CYB-30S-24C	16932503549056	CY49050	Biopsy
DB25011	BID-15-60-01	16932503525012	DB25010	Dilation
DB25012	BID-15-60-01	26932503525019	DB25010	Dilation



Order Number	Ref #	GTIN	UPN Pouch	Product Family
DG25111	DG-18-08-21	16932503525111	DG25110	Dilation
EPR-TRAP	EPR-TRAP	10854172008206		EMR-ESD
ES34591	EUS-22-1-N	16932503534595	ES34590	EUS
ES34601	EUS-22-0-N	16932503534601	ES34600	EUS
ES34611	EUS-25-1-N	16932503534618	ES34610	EUS
ES34621	EUS-25-0-N	16932503534625	ES34620	EUS
ES34631	EUS-19-0-F	16932503534632	ES34630	EUS
ES34641	EUS-22-0-F	16932503534649	ES34640	EUS
ES34661	EUS-19-1-F	16932503534663	ES34660	EUS
ES34671	EUS-22-1-F	16932503534670	ES34670	EUS
ESS-SYS-KIT	ESS-SYS-KIT			EMR-ESD
ESS-VAC-BAG	ESS-VAC-BAG	07612367031707		EMR-ESD
ET80010	NST01-222-18.060	06932503580014	ET80010	Nitinol Stents
ET80020	NST01-222-18.080	06932503580021	ET80020	Nitinol Stents
ET80030	NST01-222-18.100	06932503580038	ET80030	Nitinol Stents
ET80040	NST01-222-18.120	06932503580045	ET80040	Nitinol Stents
ET80050	NST01-222-18.140	06932503580052	ET80050	Nitinol Stents
ET80060	NST01-222-18.150	06932503580069	ET80060	Nitinol Stents
ET80070	NST01-222-20.060	06932503580076	ET80070	Nitinol Stents
ET80080	NST01-222-20.080	06932503580083	ET80080	Nitinol Stents
ET80090	NST01-222-20.100	06932503580090	ET80090	Nitinol Stents
ET80100	NST01-222-20.120	06932503580106	ET80100	Nitinol Stents
ET80110	NST01-222-20.140	06932503580113	ET80110	Nitinol Stents
ET80120	NST01-222-20.150	06932503580120	ET80120	Nitinol Stents
ET80130	NST01-222-22.060	06932503580137	ET80130	Nitinol Stents
ET80140	NST01-222-22.080	06932503580144	ET80140	Nitinol Stents
ET80150	NST01-222-22.100	06932503580151	ET80150	Nitinol Stents
ET80160	NST01-222-22.120	06932503580168	ET80160	Nitinol Stents
ET80170	NST01-222-22.140	06932503580175	ET80170	Nitinol Stents
ET80180	NST01-222-22.150	06932503580182	ET80180	Nitinol Stents
ET80190	NST01-224-18.060	06932503580199	ET80190	Nitinol Stents
ET80200	NST01-224-18.080	06932503580205	ET80200	Nitinol Stents
ET80210	NST01-224-18.100	06932503580212	ET80210	Nitinol Stents
ET80220	NST01-224-18.120	06932503580229	ET80220	Nitinol Stents
ET80230	NST01-224-18.140	06932503580236	ET80230	Nitinol Stents
ET80240	NST01-224-18.150	06932503580243	ET80240	Nitinol Stents
ET80250	NST01-224-20.060	06932503580250	ET80250	Nitinol Stents
ET80260	NST01-224-20.080	06932503580267	ET80260	Nitinol Stents
ET80270	NST01-224-20.100	06932503580274	ET80270	Nitinol Stents
ET80280	NST01-224-20.120	06932503580281	ET80280	Nitinol Stents
ET80290	NST01-224-20.140	06932503580298	ET80290	Nitinol Stents
ET80300	NST01-224-20.150	06932503580304	ET80300	Nitinol Stents
ET80310	NST01-224-22.060	06932503580311	ET80310	Nitinol Stents
ET80320	NST01-224-22.080	06932503580328	ET80320	Nitinol Stents
ET80330	NST01-224-22.100	06932503580335	ET80330	Nitinol Stents
ET80340	NST01-224-22.120	06932503580342	ET80340	Nitinol Stents
ET80350	NST01-224-22.140	06932503580359	ET80350	Nitinol Stents
ET80360	NST01-224-22.150	06932503580366	ET80360	Nitinol Stents
ET80510	NST61-224-18.060	06932503580519	ET80510	Nitinol Stents
ET80520	NST61-224-18.080	06932503580526	ET80520	Nitinol Stents
ET80530	NST61-224-18.100	06932503580533	ET80530	Nitinol Stents
ET80540	NST61-224-18.120	06932503580540	ET80540	Nitinol Stents
ET80550	NST61-224-18.140	06932503580557	ET80550	Nitinol Stents
ET80560	NST61-224-20.060	06932503580564	ET80560	Nitinol Stents
ET80570	NST61-224-20.080	06932503580571	ET80570	Nitinol Stents
ET80580	NST61-224-20.100	06932503580588	ET80580	Nitinol Stents

Order Number	Ref #	GTIN	UPN Pouch	Product Family
ET80590	NST61-224-20.120	06932503580595	ET80590	Nitinol Stents
ET80600	NST61-224-20.140	06932503580601	ET80600	Nitinol Stents
ET80610	NST61-224-22.060	06932503580618	ET80610	Nitinol Stents
ET80620	NST61-224-22.080	06932503580625	ET80620	Nitinol Stents
ET80630	NST61-224-22.100	06932503580632	ET80630	Nitinol Stents
ET80640	NST61-224-22.120	06932503580649	ET80640	Nitinol Stents
ET80650	NST61-224-22.140	06932503580656	ET80650	Nitinol Stents
FW24015	FWB-06/80-6/18-M	56932503524013	FW24014	Dilation
FW24025	FWB-08/80-6/18-M	56932503524020	FW24024	Dilation
FW24035	FWB-10/80-6/18-M	56932503524037	FW24034	Dilation
FW24045	FWB-12/80-6/18-M	56932503524044	FW24044	Dilation
FW24055	FWB-15/80-6/18-M	56932503524051	FW24054	Dilation
FW24065	FWB-18/80-6/18-M	56932503524068	FW24064	Dilation
FW24075	FWB-06/80-6/18-S	56932503524075	FW24074	Dilation
FW24085	FWB-08/80-6/18-S	56932503524082	FW24084	Dilation
FW24095	FWB-10/80-6/18-S	56932503524099	FW24094	Dilation
FW24105	FWB-12/80-6/18-S	56932503524105	FW24104	Dilation
FW24125	FWB-15/80-6/18-S	56932503524129	FW24124	Dilation
FW24145	FWB-18/80-6/18-S	56932503524143	FW24144	Dilation
FW24155	FWB-20/80-6/18-S	56932503524150	FW24154	Dilation
FW24165	FWB-06/55-6/23-S	56932503524167	FW24164	Dilation
FW24175	FWB-08/55-6/23-S	56932503524174	FW24174	Dilation
FW24185	FWB-10/55-6/23-S	56932503524181	FW24184	Dilation
FW24195	FWB-12/55-6/23-S	56932503524198	FW24194	Dilation
FW24205	FWB-15/55-6/23-S	56932503524204	FW24204	Dilation
FW24215	FWB-18/55-6/23-S	56932503524211	FW24214	Dilation
FW24225	FWB-20/55-6/23-S	56932503524228	FW24224	Dilation
GF61021	NGF03-11023230	16932503561027	GF61020	Polypectomy & Retrieval
GF61041	NGF13-11023230	16932503561041	GF61040	Polypectomy & Retrieval
GF61061	NGF33-11023230	16932503561065	GF61060	Polypectomy & Retrieval
GW10011	MTN-BM-63/26-A	16932503510018	GW10010	Biliary
GW10021	MTN-BM-63/26-A-J	16932503510025	GW10020	Biliary
GW10031	MTN-BM-63/45-A	16932503510032	GW10030	Biliary
GW10041	MTN-BM-63/45-A-J	16932503510049	GW10040	Biliary
GW10051	MTN-BM-89/26-A	16932503510056	GW10050	Biliary
GW10061	MTN-BM-89/26-A-S	16932503510063	GW10060	Biliary
GW10071	MTN-BM-89/26-A-J	16932503510070	GW10070	Biliary
GW10081	MTN-BM-89/26-A-J-S	16932503510087	GW10080	Biliary
GW10091	MTN-BM-89/45-A	16932503510094	GW10090	Biliary
GW10101	MTN-BM-89/45-A-S	16932503510100	GW10100	Biliary
GW10111	MTN-BM-89/45-A-J	16932503510117	GW10110	Biliary
GW10121	MTN-BM-89/45-A-J-S	16932503510124	GW10120	Biliary
HF48521	HBF55-11023230	16932503548523	HF48520	Biopsy
HF48541	HBF65-11023230	16932503548547	HF48540	Biopsy
HL32161	HMBLS-4F-NL	16932503532164	HL32160	Hemostasis
IC62021	P-DYZ-04-05	16932503562024	IC62020	Polypectomy & Retrieval
IC62061	DYZ-08-10	16932503562062	IC62060	Polypectomy & Retrieval
IN33131	IN12-225231802	16932503533130	IN33130	Hemostasis
IN33151	IN12-225232302	16932503533154	IN33150	Hemostasis
IN33221	IN12-255231802	16932503533222	IN33220	Hemostasis
IN33241	IN12-255232302	16932503533246	IN33240	Hemostasis
IN33301	IN12-223232302	16932503533307	IN33300	Hemostasis
IN33331	IN12-253232302	16932503533338	IN33330	Hemostasis
LO30841	LOCK-D-26-165-C-N	16932503530849	LO30840	Hemostasis
LO30861	LOCK-D-26-235-C-N	16932503530863	LO30860	Hemostasis
LO30865	LOCK-D-26-235-C-N	56932503530861	LO30860	Hemostasis





Order Number	Ref #	GTIN	UPN Pouch	Product Family
LO30871	LOCK-F-26-165-C-N	16932503530870	LO30870	Hemostasis
LO30891	LOCK-F-26-235-C-N	16932503530894	LO30890	Hemostasis
LO30895	LOCK-F-26-235-C-N	56932503530892	LO30890	Hemostasis
LO35021	LOCK-G-26-165-C-N	16932503535028	LO35020	Hemostasis
LO35041	LOCK-G-26-235-C-N	16932503535042	LO35040	Hemostasis
LO35045	LOCK-G-26-235-C-N	56932503535040	LO35040	Hemostasis
MB23031	MBD-AM-BB-2	16932503523032	MB23030	Dilation
MB23071	MBD-BM-BB-2	16932503523070	MB23070	Dilation
MB23111	MBD-CM-BB-2	16932503523117	MB23110	Dilation
MB23151	MBD-DM-BB-2	16932503523155	MB23150	Dilation
MB23191	MBD-EM-BB-2	16932503523193	MB23190	Dilation
MB23221	MBD-FM-BB-2	16932503523223	MB23220	Dilation
MC924A-10	MC924A-10	10666416140333	MC924A	Biopsy
MD62631	EPMD-1-H	16932503562635	MD62630	Polypectomy & Retrieval
MD62651	EPMD-2-H	16932503562659	MD62650	Polypectomy & Retrieval
MED-195-NET	MED-195-NET	38054377481958		Polypectomy & Retrieval
MED-201-NET	MED-201-NET	38054377483013		Polypectomy & Retrieval
MED-203-NET	MED-203-NET	38054377483259		Polypectomy & Retrieval
MED-204-NET	MED-204-NET	38054377483242		Polypectomy & Retrieval
MED-217-NET	MED-217-NET	38054377482177		Polypectomy & Retrieval
MK55131	MK-T-1-195	16932503555132	MK55130	EMR-ESD
MK55141	MK-T-1-235	16932503555149	MK55140	EMR-ESD
MK55151	MK-T-2-195	16932503555156	MK55150	EMR-ESD
MK55161	MK-T-2-235	16932503555163	MK55160	EMR-ESD
MK55171	MK-T-4-195	16932503555170	MK55170	EMR-ESD
MK55181	MK-T-4-235	16932503555187	MK55180	EMR-ESD
MK55211	MK-IT-4-195-N	16932503555217	MK55210	EMR-ESD
MK55221	MK-IT-4-235-N	16932503555224	MK55220	EMR-ESD
ML32651	MBLS-6F-NL	16932503532652	ML32650	Hemostasis
NK62711	ENK-05-05	16932503562710	NK62710	Polypectomy & Retrieval
NK62715	ENK-05-12	56932503562718	NK62714	Polypectomy & Retrieval
NK62721	ENK-10-05	16932503562727	NK62720	Polypectomy & Retrieval
NK62725	ENK-10-12	56932503562725	NK62724	Polypectomy & Retrieval
NT54511	NT-E-30/23-P	16932503554517	NT54510	Polypectomy & Retrieval
NT54515	NT-E-30/23-P	56932503554515	NT54514	Polypectomy & Retrieval
PC54011	BBP-50	16932503554012	PC54010	Polypectomy & Retrieval
PC54021	BBP-50-S	16932503554029	PC54020	Polypectomy & Retrieval
PC54031	BBP-50-M	16932503554036	PC54030	Polypectomy & Retrieval
PED-PURGE	PED-PURGE	10854172008237		EMR-ESD
PS51011	NPFS01-01023230	16932503551011	PS51010	Polypectomy & Retrieval
PS51021	NPFS01-01523230	16932503551028	PS51020	Polypectomy & Retrieval
PS51031	NPFS01-02023230	16932503551035	PS51030	Polypectomy & Retrieval
PS51041	NPFS01-02423230	16932503551042	PS51040	Polypectomy & Retrieval
PS51051	NPFS01-03023230	16932503551059	PS51050	Polypectomy & Retrieval
PS51071	NPFS02-01023230	16932503551073	PS51070	Polypectomy & Retrieval
PS51081	NPFS02-01523230	16932503551080	PS51080	Polypectomy & Retrieval
PS51091	NPFS02-02023230	16932503551097	PS51090	Polypectomy & Retrieval
PS51101	NPFS02-02423230	16932503551103	PS51100	Polypectomy & Retrieval
PS51111	NPFS02-03023230	16932503551110	PS51110	Polypectomy & Retrieval
PS51121	NPFS02-03623230	16932503551127	PS51120	Polypectomy & Retrieval
PS52031	NPFS02-11523230	16932503552032	PS52030	Polypectomy & Retrieval
PS52041	NPFS02-12523230	16932503552049	PS52040	Polypectomy & Retrieval
QB51011	AEC-03-08	00850025860253	QB51010	Polypectomy & Retrieval
QB55011	ESDT-9090	00850025860017	QB55010	EMR-ESD
QL22011	MDBR1A0504A	00858276007014	QL22010	Infection Prevention
QL22021	MDBR1B0016A	00858276007045	QL22020	Infection Prevention

Order Number	Ref #	GTIN	UPN Pouch	Product Family
QL22031	MDBR1B0015A	00858276007076	QL22030	Infection Prevention
QL22041	MDBR1B0005A	00858276007106	QL22040	Infection Prevention
QL22051	MDBR1B0013A	00858276007137	QL22050	Infection Prevention
QL22061	MDBR1B0014A	00858276007168	QL22060	Infection Prevention
QL22511	MDKT1A0001A	00858276007441	QL22510	Infection Prevention
QL22521	MDKT1A0002A	00858276007472	QL22520	Infection Prevention
QL22531	MDKT1A0003A	00858276007502	QL22530	Infection Prevention
QL22541	KT1A0004A	00850025860284	QL22570	Infection Prevention
QL22551	MDKT1A0005A	00850025860079	QL22550	Infection Prevention
QL22561	KT1A0006A	00850025860222	QL22560	Infection Prevention
QL22711	MDJL1A0001A	00858276007564	QL22710	Infection Prevention
QL22811	MDSB1B0001A	00858276007656	QL22810	Infection Prevention
QL22911	COL-7055-50	00850025860161	QL22910	Infection Prevention
QL22951	EDO-1000-5	00850025860192	QL22950	EMR-ESD
QL26031	MDBB1AY003A	00850025860048	QL26030	Infection Prevention
QL30011	MDHL100000A	00858276007410	QL30010	Hemostasis
QL54012	MDPT1A0002A	00858276007199	QL54010	Polypectomy & Retrieval
QL70021	MD-A-BV02	00858276007250	QL70020	Infection Prevention
QL70051	MD-B-BV02	00858276007359	QL70050	Infection Prevention
QL71101	AW01-OLY4	00850025860376	QL71100	Infection Prevention
QL71112	AW01-OLY5	00850025860321	QL71100	Infection Prevention
QL71121	AW01-PEN4	00850025860345	QL71120	Infection Prevention
QL71151	AW01-OLY3	00850025860598	QL71150	Infection Prevention
QL71161	AW01-PEN3	00850025860611	QL71160	Infection Prevention
QL72191	BW01-OLYB	10850025860748	QL72190	Infection Prevention
QL72201	BW01-PENB	10850025860762	QL72200	Infection Prevention
RC30381	ROCC-F-26-235-C-R	16932503530382	RC30380	Hemostasis
RC30385	ROCC-F-26-235-C-R	56932503530380	RC30384	Hemostasis
RC30411	ROCC-C-26-235-C-N	16932503530412	RC30410	Hemostasis
RC30415	ROCC-C-26-235-C-N	56932503530410	RC30414	Hemostasis
RC30441	ROCC-D-26-235-C-N	16932503530443	RC30440	Hemostasis
RC30445	ROCC-D-26-235-C-N	56932503530441	RC30444	Hemostasis
RC30541	ROCC-H-26-235-C-N	16932503530542	RC30540	Hemostasis
RC30545	ROCC-H-26-235-C-N	56932503530540	RC30544	Hemostasis
RT30661	ROCC-D-26-235-C	16932503530665	RT30660	Hemostasis
RT30665	ROCC-D-26-235-C	56932503530663	RT30660	Hemostasis
RT30781	ROCC-F-26-235-C	16932503530788	RT30780	Hemostasis
RT30785	ROCC-F-26-235-C	56932503530786	RT30780	Hemostasis
SB75921	RSRB-P-9/12/15-20	16932503575925	SB75920	Biliary
SB75931	RSRB-P-12/15/18-20	16932503575932	SB75930	Biliary
SB75941	RSRB-P-15/18/21-20	16932503575949	SB75940	Biliary
SB76131	RSRB-P-9/12/15-20-B	16932503576137	SB76130	Biliary
SB76141	RSRB-P-12/15/18-20-B	16932503576144	SB76140	Biliary
SB76151	RSRB-P-15/18/21-20-B	16932503576151	SB76150	Biliary
SC62241	WP-18/2200	16932503562246	SC62240	Polypectomy & Retrieval
SC62301	WP-23/2500	16932503562307	SC62300	Polypectomy & Retrieval
SL62521	SML10	16932503562529	SL62520	EMR-ESD
SS75011	RDSP-0520-111	16932503575017	SS75010	Biliary
SS75021	RDSP-0520-211	16932503575024	SS75020	Biliary
SS75041	RDSP-0520-221	16932503575048	SS75040	Biliary
SS75061	RDSP-0520-231	16932503575062	SS75060	Biliary
SS75071	RDSP-0525-111	16932503575079	SS75070	Biliary
SS75081	RDSP-0525-211	16932503575086	SS75080	Biliary
SS75101	RDSP-0525-221	16932503575109	SS75100	Biliary
SS75121	RDSP-0525-231	16932503575123	SS75120	Biliary
SS75131	RDSP-0530-111	16932503575130	SS75130	Biliary

Order Number	Ref #	GTIN	UPN Pouch	Product Family
SS75141	RDSP-0530-211	16932503575147	SS75140	Biliary
SS75161	RDSP-0530-221	16932503575161	SS75160	Biliary
SS75181	RDSP-0530-231	16932503575185	SS75180	Biliary
TC35511	STA00001	16932503535516	TC35510	EMR-ESD
TC35521	STA00002	16932503535523	TC35520	EMR-ESD
TC35531	STA00003	16932503535530	TC35530	EMR-ESD
TP54411	BBPA00001	00858276007922	TP54410	Polypectomy & Retrieval
TP54421	BBPA10001	00858276007953	TP54420	Polypectomy & Retrieval
TS63041	ETS00004	16932503563045		EMR-ESD
TS63061	ETS00006	16932503563069		EMR-ESD
TS63101	ETS10004	16932503563106		EMR-ESD
TS63121	ETS10006	16932503563120		EMR-ESD

# TERMS AND POLICIES

## SHIPMENT AND PAYMENT TERMS

Items are normally shipped Federal Express Ground or UPS Ground, FOB shipping location. Shipping charges will be added to the invoice. Payment Terms are net 30 days. All prices are subject to change without notice. Express deliveries of stock items can be arranged and will be subject to additional freight charges.

## SPECIAL ORDER ITEMS

In addition to stock items listed within this catalog, Micro-Tech Endoscopy manufactures non-stock items. Non-stock items may be subject to longer lead times. Contact Customer Support prior to ordering for more information.

## STANDING ORDER SHIPMENTS

A standing order shipment simplifies ordering and shipments of regularly purchased products. Products ordered routinely on a regular basis can be scheduled to ship at an agreed upon, regular interval. Standing order shipments offer convenience and can be canceled at any time.

## RETURNED GOODS POLICY

Micro-Tech Endoscopy offers a 100% refund on all unused and unopened products in the original product box, that are returned within 90 days from the date of purchase. Written authorization must be obtained from Micro-Tech Endoscopy prior to return.

## PRODUCT STORAGE

Micro-Tech Endoscopy products should be stored in a cool, dry, clean, well-ventilated place. Do not expose the packaging to organic solvents, ionizing radiation or ultraviolet radiation.

## DESIGN CHANGES

Micro-Tech Endoscopy reserves the right to discontinue or change products without notice. If any item has been discontinued, alternatives will be offered.

## UPN DESCRIPTION

Now products may be ordered using the UPN (Unique Part Number) as well as the traditional Ref Number.

## QUALITY POLICY

Micro-Tech Endoscopy is committed to supplying a comprehensive portfolio of quality, cost-effective gastrointestinal devices. We are committed to maintaining a quality system that provides for safe and effective products and services that meet the needs of our patients, customers and stakeholders.



**[MTEndoscopy.com](https://www.MTEndoscopy.com)**

©2023 Micro-Tech Endoscopy USA Inc. All rights reserved.  
All other trademarks are the property of their respective owners.  
MPW10000H Rev 5